

EOS

Canon

Delighting You Always



EOS R5  
Mark II

FULL-FRAME MIRRORLESS

Imagine Bigger Things

BE THE **NEXT GEN** OF VISIONARIES

Dual Pixel AF  
Intelligent AF

45.0 MEGA PIXELS  
CMOS

60p  
8K RAW

240p  
FHD

Action priority

ACCELERATED  
CAPTURE

# Contents

- 
- 01 Image Processing System >

---

  - 02 Autofocus >

---

  - 03 Drive Advancements >

---

  - 04 Superior Image Quality >

---

  - 05 Excellent Movie Capabilities >

---

  - 06 Smooth Operability >

---

  - 07 Network & Connectivity >

---

  - 08 Lenses & Accessories >

---

  - 09 Specifications >

---

# Usher in a new age of visionaries.

Staying true to the lineage of the EOS 5 Series, the new EOS R5 Mark II once again embodies leading-edge technological innovations that push creative expression and benchmarks higher.

Set new boundaries of creativity with the addition of Accelerated Capture and Deep Learning technology. For those eyeing the next big creation, the EOS R5 Mark II provides crisp quality for stills and movies, as well as seamless integrations with Cinema EOS in filmmaking, all within a nimble setup, propelling you to become the next generation of visionaries.



# Image Processing System

Power through epic creations with the most advanced image processing system in EOS history. The DIGIC X image processor works in tandem with the newly developed DIGIC Accelerator and full-frame back-illuminated stacked CMOS sensor, giving you a whole new way to shoot.

# 01

# 45-Megapixel Full-Frame CMOS Sensor


Optimised for the EOS R5 Mark II, the newly designed full-frame back-illuminated stacked CMOS sensor offers 45 effective megapixels. The stacked architecture offers faster readout speed, resulting in minimal rolling shutter distortion and enhanced image quality.



# Accelerated Capture



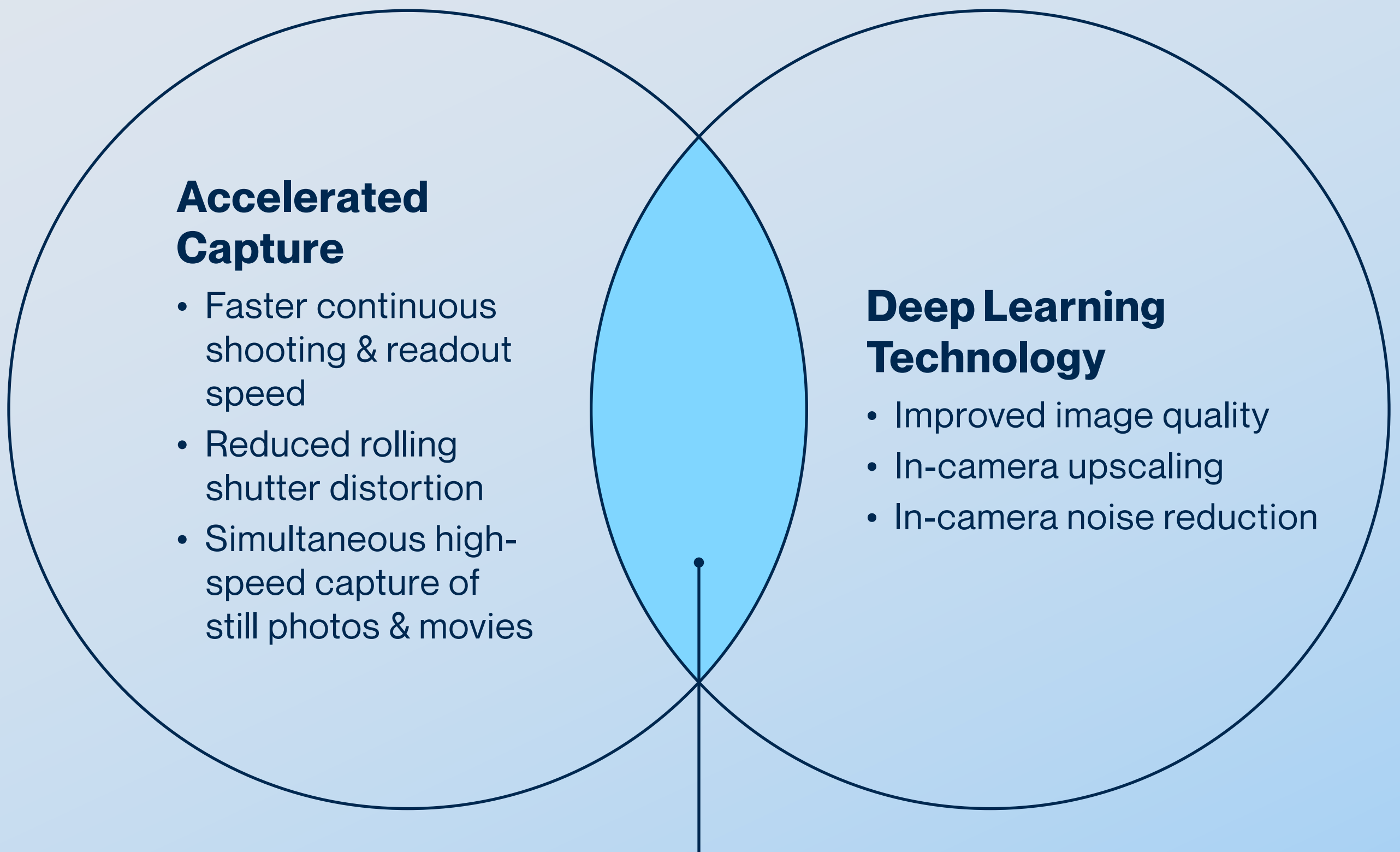
The EOS R5 Mark II is one of the first EOS R series cameras to incorporate an all-new DIGIC Accelerator that pairs with the DIGIC X image processor. Alongside the 45-megapixel CMOS sensor, the new system processes tremendous amounts of data and conducts high-level analysis, which powers a range of key functions, including high-speed shooting, fast and precise AF tracking, and simultaneous photo & movie shooting.



## Deep Learning Technology


Shooting with the camera has become more intuitive and convenient with Deep Learning (DL) technology, which employs complex neural networks and analysis algorithms for high-performance shooting in complex situations. Areas such as in-camera upscaling, noise reduction, AF performance and accuracy in auto exposure and white balance are greatly improved.

## Integrating Accelerated Capture & Deep Learning Technology



### Enabled by Accelerated Capture & DL Technology

- Advanced AF through high-speed data analysis
- DL tracking, Action Priority AF and Register People Priority
- Continuous shooting up to 30 FPS



# 02

AF performances that set the standard. The new processing system enables higher-speed tracking and intelligent shooting assistance in a variety of photography and videography genres. With a camera that supports the way you shoot, compose your shots with confidence and never miss a decisive moment.

# Auto focus



# Deep Learning (DL) Tracking


**Dual Pixel**  
Intelligent **AF**

Track subjects with greater accuracy. The EOS R5 Mark II keeps focus locked onto your tracked subjects, even when they are momentarily obscured by similar subjects crossing in front. Tracking of smaller subjects is also made possible now. This is particularly effective for capturing dynamic movements, allowing you greater flexibility in shooting sports, wildlife and performance arts.



## OBSTACLE AVOIDANCE

The EOS R5 Mark II is also able to recognise the subject's head and distinguish obstacles in their proximity. Deep Learning technology ensures the focus stays on track, even when obstacles are crossing in front or partially blocking your subject.



# Action Priority AF



Leverage incredible continuous tracking to capture decisive moments in sports events. The new Action Priority AF can now identify crucial actions in soccer, basketball and volleyball. These include shooting, heading, passing, spiking, and more.

The camera utilises Deep Learning to analyse data such as ball position, joint movements and the presence of multiple subjects, and automatically shifts the AF to the subject executing the crucial action.



Sport	Identifying Actions*
<b>Soccer</b>	Shooting / heading / short pass / long pass / dribbling / clearing / place kick / goalkeeper save / throw-in / sliding
<b>Basketball</b>	Shooting / rebounding / passing / dribbling / free throws / jump balls
<b>Volleyball</b>	Spiking / tossing / receiving / serving




\*Only available for still photos and electronic shutter. Identification accuracy may decrease due to the subject being small on the screen, partially hidden, or crowded by multiple subjects.

# Added Subject Tracking

Widen your scope of shooting scenarios with a larger variety of subjects. Apart from dogs, cats and birds, the EOS R5 Mark II's Animal Priority is now able to detect horses, while Vehicle Priority for detecting trains and aircraft, such as jets and helicopters, has also been added, on top of motorsports.

This feature now automatically detects and tracks the subject regardless of the priority settings applied, giving you greater automation when tracking different subjects.

## NEW TRACKING SUBJECTS ADDED

Subject		Parts used for detection
<b>Animal Priority</b> <sup>*1</sup>	Horses 	Eyes / Face / Entire body
<b>Vehicle Priority</b> <sup>*2</sup>	Trains 	All / Parts exclusively used in sports
	Aircraft (Jets, helicopters) 	

<sup>\*1</sup> Some animals cannot be detected. In some cases, animals other than dogs, cats, birds, or horses may be detected as subjects.

<sup>\*2</sup> Some vehicles cannot be detected. In some cases, vehicles other than cars, motorcycles, trains, or aircraft may be detected as subjects.

# Register People Priority

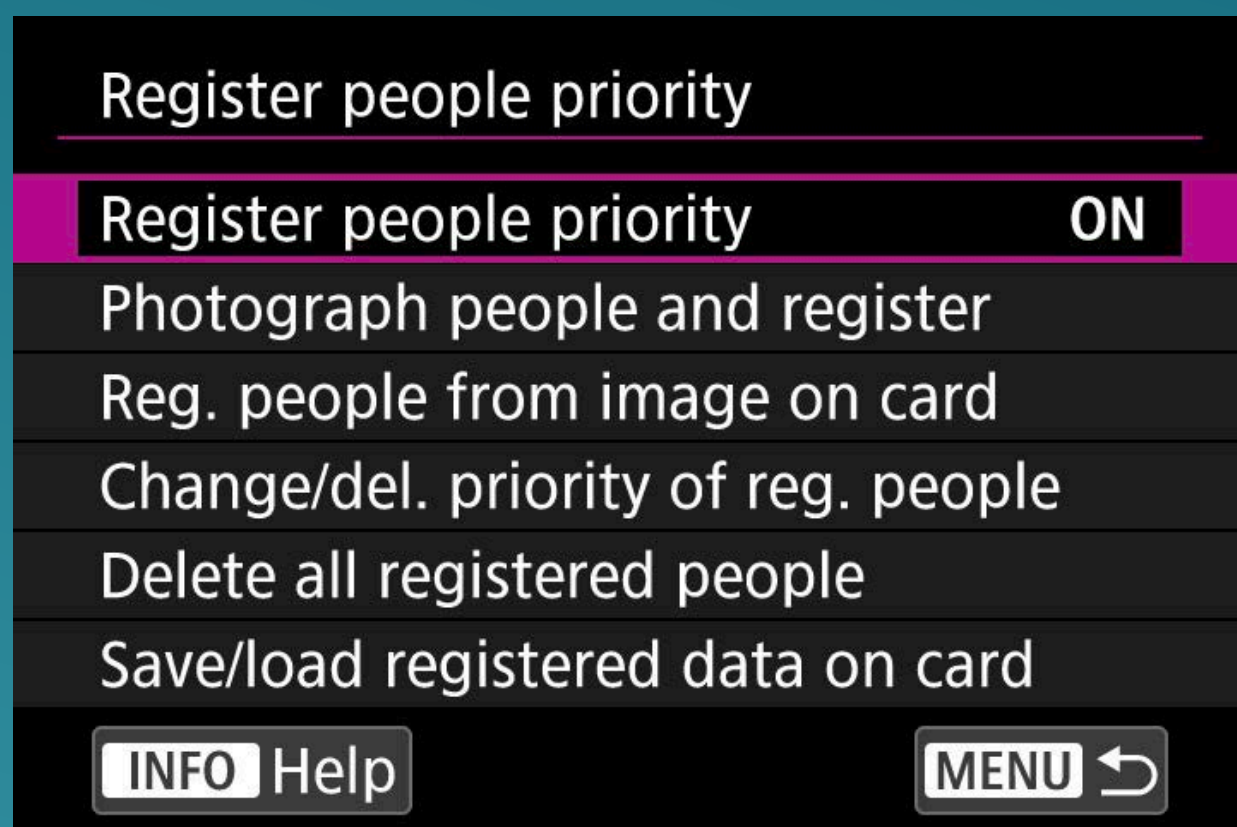


Advances in  
register people priority

The EOS R5 Mark II can detect specific people by registering their faces in advance for improved tracking performances with Deep Learning. Store up to 100\* faces in the camera and select your desired individual to prioritise for tracking; the EOS R5 Mark II locks on and tracks the selected individual automatically.

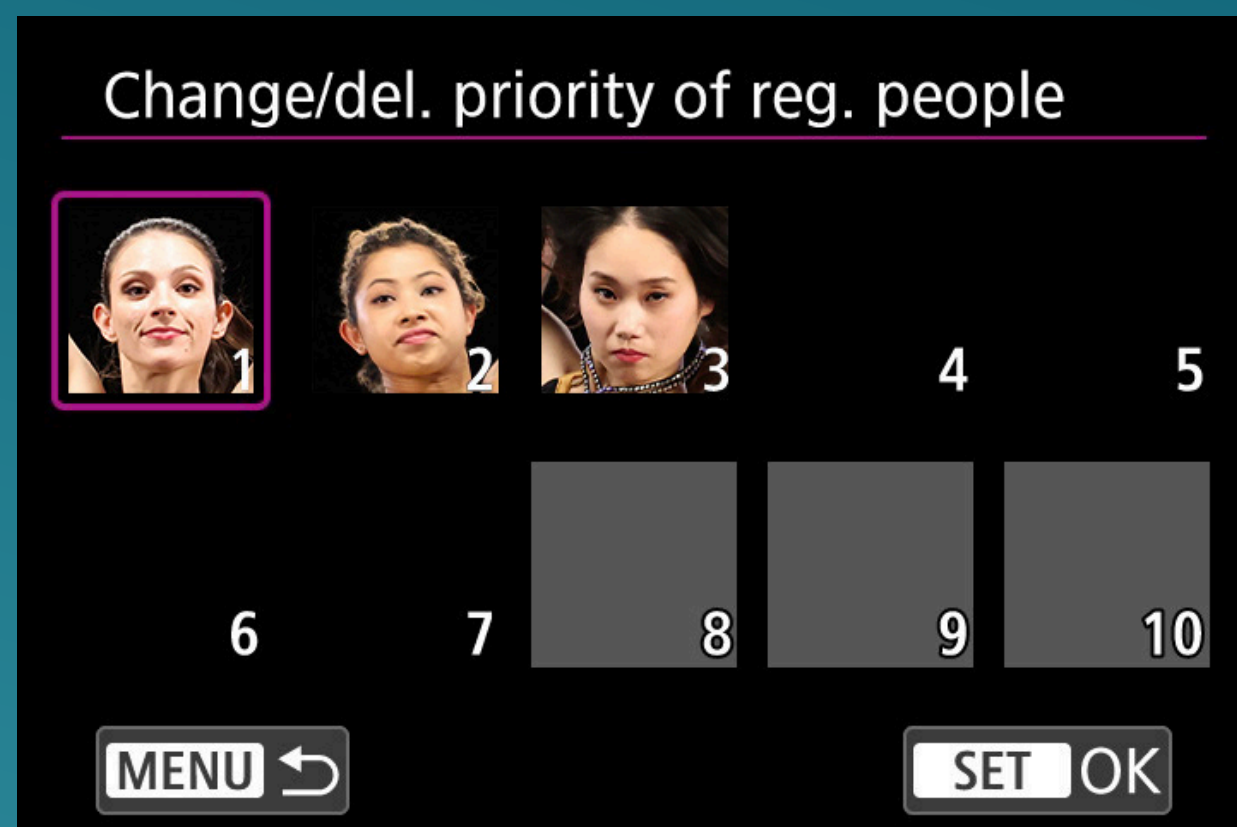


Particularly useful for concerts, sports, scenes involving multiple people, and when the subject changes directions frequently, as long as their face remains visible\*<sup>2</sup>.



### Registering People

Register people in two ways: Take a photo of the subject in advance and register them, or register their faces from an image in the camera.



### Setting Priority

Tracking priority of registered people can also be changed. Registered data can be saved or loaded onto a memory card.

\*1 Max. 10 people can be registered in the camera, and max. 10 files can be saved on a card; therefore, up to 100 people can be registered.

\*2 Detection accuracy may decrease due to face brightness, size, facial expression, movement, and obstruction.

# Eye Control AF\*1



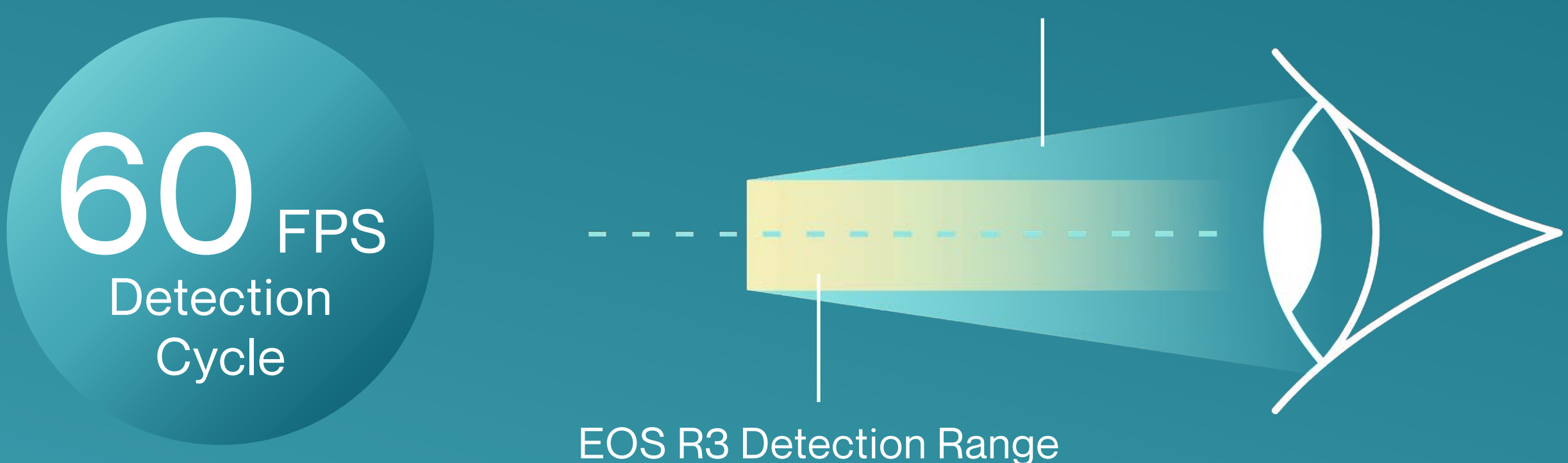
The newly developed compact optics and line-of-sight sensor in the EOS R5 Mark II sport approx. 307,000 pixels that accurately detect where you look. This allows you to shift focus between multiple fast-moving subjects\*2 quickly with pinpoint accuracy based on your eye movements, without having to look away from the electronic viewfinder (EVF) or manually select the focus zones.

Line-of-sight pointer



The EOS R5 Mark II's Eye Control offers a larger detection area, increased accuracy and detection stability, and a detection cycle of up to 60 FPS, approx. 2x faster as compared to the EOS R3.

EOS R5 Mark II Detection Range



\*1 Eye Control is not available during movie recording.

\*2 Eyes and heads can be tracked for autofocus.

# 03

## Drive Advancements


Enhanced drive modes for even the most challenging scenes. Capture more shots of the winning moment with uncompromised blackout-free high-speed burst shooting, with reduced rolling shutter distortion and anti-flicker support, ensuring you get sharp output shots every single time.

# High-Speed Continuous Shooting



Capture even the quickest and most intricate actions with the EOS R5 Mark II's improved continuous shooting capabilities. The advancements in electronic shutter see a max. frame rate of up to 30 FPS<sup>\*1</sup>, 50% more than the EOS R5.

Toggle between various intermediate shooting speed settings at the press of a button<sup>\*2</sup> for even more shooting flexibility. The advanced EOS iTR AF X ensures that focus is always spot on in any shutter mode, allowing you to concentrate on the composition, whether you are shooting at 30, 20, 15, 10, or 5 FPS.




<sup>\*1</sup> Continuous shooting speed depends on subject and shooting conditions, camera settings, battery type and level, lenses, etc. For more information, find out more on [cam.start.canon](https://www.canon.com/cam.start).

<sup>\*2</sup> Buttons can be configured before shooting.

### Reduced Rolling Shutter Distortion

The new CMOS sensor and high-speed image processing system enable the EOS R5 Mark II to capture images with lesser distortion as compared to the EOS R5.



### Silent Shutter

Shoot silently in situations that require more discretion with the Silent Shutter function. The shutter sound can be turned off to reduce unwanted noise when photographing subjects such as wildlife or performances.



# Pre-Continuous Shooting\*




Capture crucial moments even after pressing the shutter button late. With Pre-Continuous Shooting, up to 15 frames are buffered before the shutter is fully pressed, giving photographers an edge when it comes to capturing fast actions and unpredictable subjects. In addition, there are no restrictions in the formats to shoot in—full resolution images in RAW/C-Raw/HEIF/JPEG format can be selected.


Up to **15** shots



**Pre-continuous shooting enabled**



**Shutter is half-pressed**



**Shutter is fully pressed**

\*Not available when using a power source other than Battery Pack LP-E6P/DC Coupler DR-E6P, or when shutter speed is slower than 0.5 sec. Not available with AEB shooting, flash photography, anti-flicker shooting, focus bracketing, and multiple-exposure shooting. [Still photo IS] is fixed to [Always on]. [One-Shot→Enabled (Magnify)] and [Enable (One-Shot→Magnify)] of [Lens electronic MF] are not available.

# Blackout-Free Shooting

The EOS R5 Mark II's superior readout and image processing speed enables blackout-free shooting. This allows you to keep track of your subject while shooting in high-speed continuous mode through your EVF without interruption, enabling you to capture every key moment.



Conventional optical viewfinder (DSLR) shooting with mechanical shutter



**Blackout-free shooting with electronic shutter on the EOS R5 Mark II**

# Anti-Flicker Shooting

The EOS R5 Mark II effectively compensates for uneven exposure caused by indoor lighting with two anti-flicker functions. Supported for all shutter modes, anti-flicker shooting detects and reduces flicker caused by common fluorescent and mercury light sources.

The EOS R5 Mark II also supports high-frequency anti-flicker shooting with an extended detection frequency band. A feature that is improved over the one in EOS R3, it reduces flicker from LED light sources with higher hertz when using electronic shutter, allowing you to capture perfectly clean indoor scenes.



### Shutter

### High-Frequency Anti-Flicker Shooting

**Mechanical shutter/  
Electronic 1st-curtain**

1/50.0 - 1/8192.0 sec.

**Electronic shutter**

1/50.0 - 1/8192.0 sec.

**Movie recording**

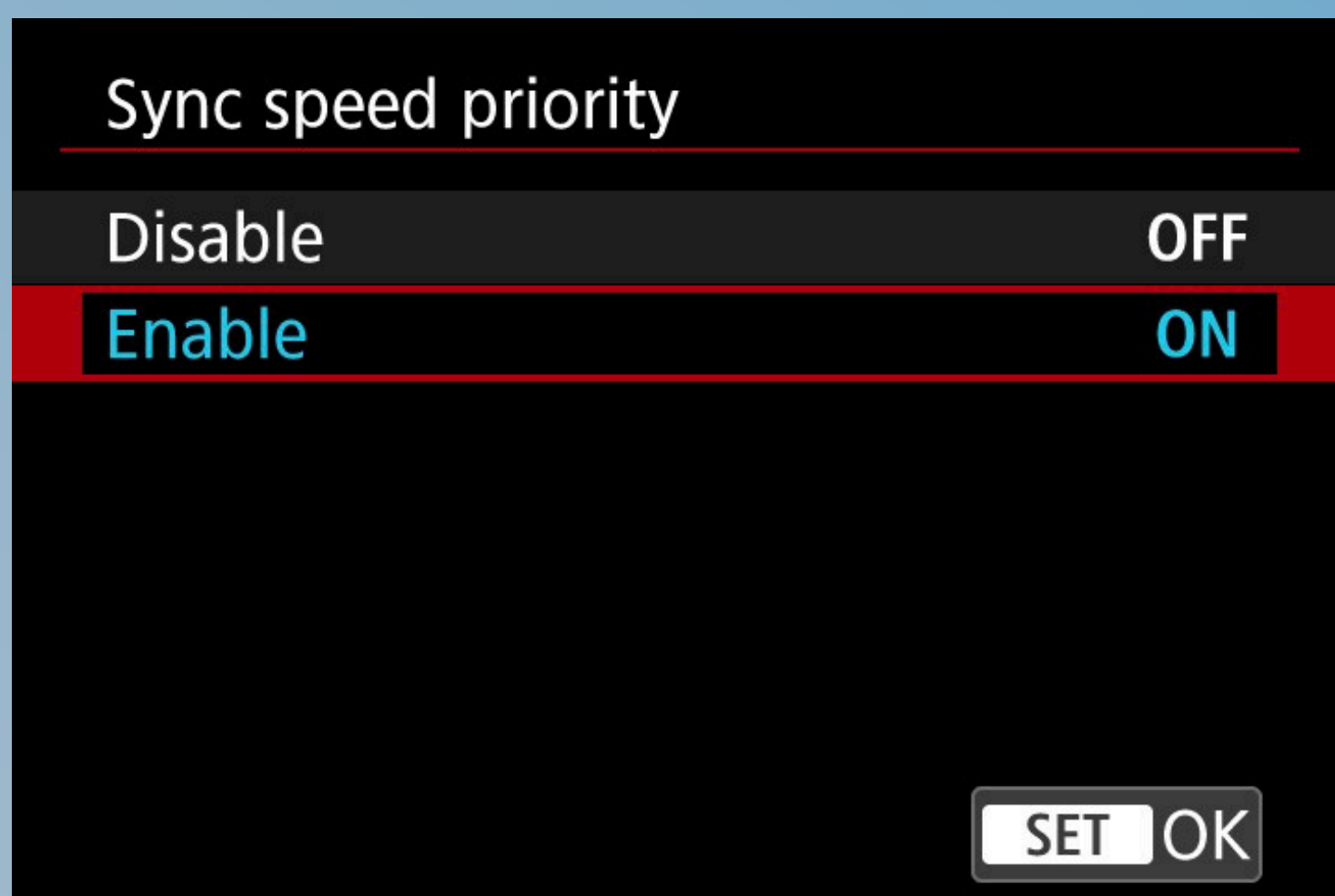
1/50.0 - 1/8192.0 sec. (NTSC/PAL)

# Faster Flash Sync Speed

The EOS R5 Mark II now supports flash photography with electronic shutter for continuous shooting in all shutter modes, a feature not available in the EOS R5. The impressive high-speed sensor enables controlling of flash metering, allowing continuous flash photography of up to approx. 7.5 shots/sec., or 20 shots/sec. when metering is set on the first shot.

## SYNC SPEED PRIORITY

Enabling this function allows for high-speed flash shooting\* during flash sync time by adjusting the sync control during flash shooting. When enabled, the EOS R5 Mark II's electronic 1st curtain now shoots at a faster rate of 1/320 sec., achieving a faster flash sync speed than the EOS R5.



\*Available in E-TTL/M mode. The guide number decreases.

Image quality trusted by all professionals, now taken a step further. A newly developed CMOS sensor allows you to produce stunning images, while the new In-Camera Upscaling and Neural Network Noise Reduction features help to push your photography to the limit with an impressive edge.

# 04


# Superior Image Quality

## 04 Superior Image Quality

---

### Image Quality Advancements

The newly developed full-frame back-illuminated stacked CMOS sensor delivers a resolution of up to 45 megapixels and an ISO speed of up to 51200. This combination provides outstanding image quality, allowing you to capture impressive details even in dimly lit situations, or handheld night shots with minimal camera shake.



#### **01 Portrait Photography**

The high megapixel count allows users to capture detailed portraits with finer skin textures and details such as hair and eyelashes.

#### **02 Sports Photography**

Get shots of athletes frozen in action using fast shutter speeds.

#### **03 Night Photography**

Low noise in photos captured at high ISO speeds allows for handheld shooting of night scenes with minimal camera shake.

# In-Camera Upscaling

Upscale the quality of your images\* in-camera without the need for additional software. The EOS R5 Mark II utilises Deep Learning to generate images with 4x increased resolution, from approx. 45 megapixels to 179 megapixels, by doubling pixel counts vertically and horizontally.

The apparent resolution of the upscaled images are maintained, allowing a lot of room for heavy cropping, while still having enough pixels for printing in high resolution. Images can also be upscaled after being cropped, which speeds up the processing time while retaining its high-quality resolution.



approx. 45MP

Upscaled  
to approx. **179MP**

\*HEIF or JPEG files only.

### Neural Network Noise Reduction

The EOS R5 Mark II features Neural Network Noise Reduction, an innovative in-camera feature which utilises Deep Learning to effectively reduce noise in RAW images. This allows photographers in the field to easily generate high quality JPEG images taken at high ISO settings without the need of a PC or additional software.



**Shot at ISO 25600**



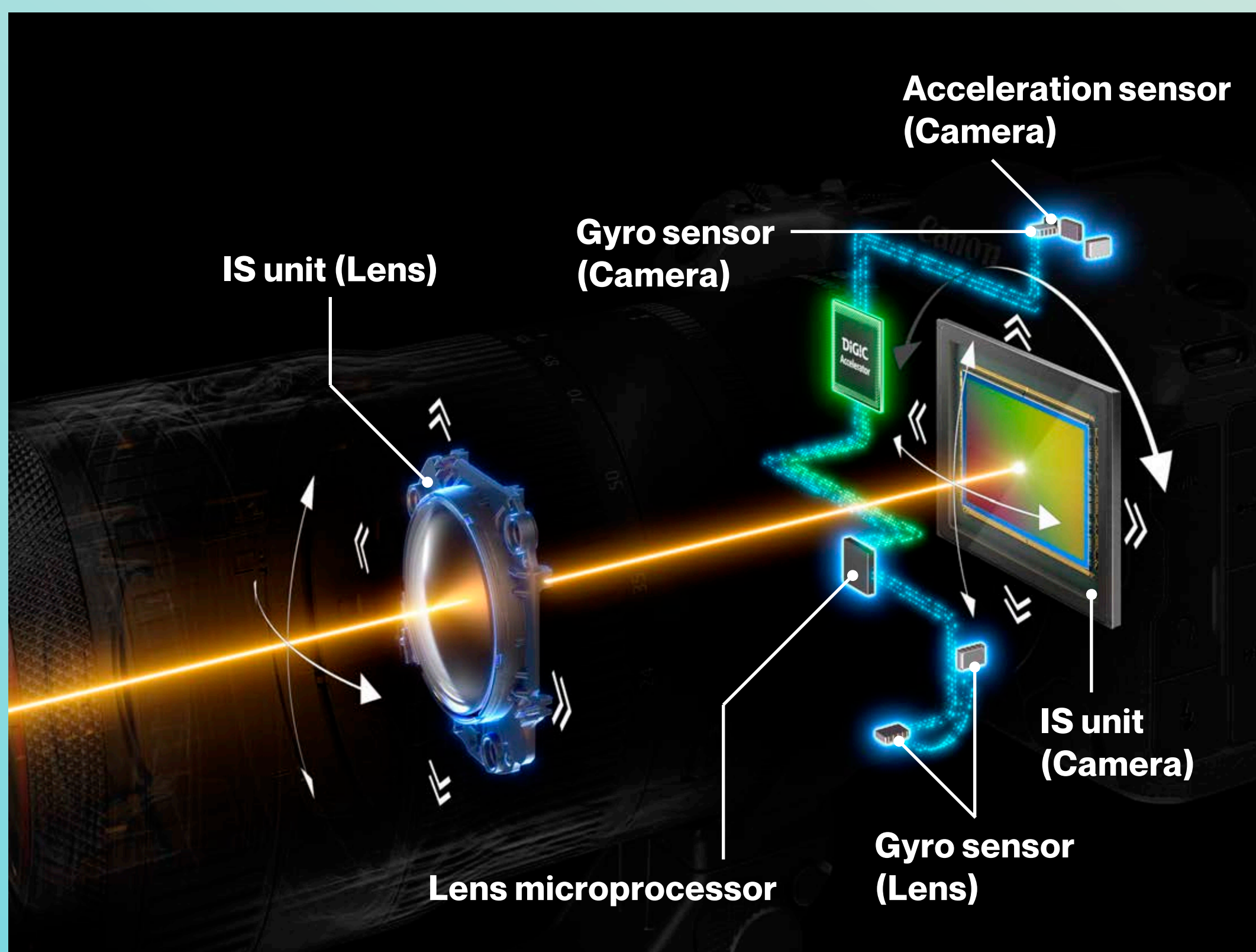
**Shot at 25600  
With Neural Network Noise  
Reduction applied**



# In-Body Image Stabiliser (IS)

IN-BODY  
IMAGE  
STABILIZER

The EOS R5 Mark II sports the same 5-axis in-body IS as the EOS R5, and provides advanced IS correction effects to reduce camera shake and minimise jerky footage.



## IMPROVED ALGORITHM FOR IMAGE STABILISATION

Through a new and improved algorithm, the new mechanical design allows IS Coordinated Control of up to 8.5 stops at the centre and up to 7.5 stops at the peripheral<sup>\*1\*2</sup>.

## PERIPHERAL COORDINATED CONTROL

When using a compatible lens<sup>\*2</sup> or shooting in wide-angle, any blurred periphery of the screen is suppressed with the CMOS sensor, which enables high-quality shooting with reduced blurring.

<sup>\*1</sup> Excluding Cinema lenses. Based on the CIPA 2024 standard in yaw, pitch, and roll directions.

<sup>\*2</sup> For compatible lenses, please refer to Supplemental Information for the EOS R5 Mark II on [cam.start.canon](https://cam.start.canon).

# Subdivision of Metering Zones

Experience enhanced metering control for more precise exposure, especially on human skin area. The metering zones are subdivided into 16x more than the EOS R5. Regardless of the subject's distance and position, extract finer details such as human skin textures through higher accuracy of light metering and white balance control.

### PREVIOUS MODELS



24 x 16

**384** zones

### EOS R5 MARK II



96 x 64

**6144** zones\*


\*When shooting still photos. For movie recording, DCI: 4800 zones (96x50), UHD: 5184 zones (96x54).

# 05


# Excellent Movie Capabilities

A game changer for the EOS R series, the EOS R5 Mark II integrates Cinema EOS features to expand the way you create movie content. Go all out with 8K 60p RAW movies, a suite of pro-level settings and smoother cross-platform workflow, letting you create limitless industry-standard video content.

# 8K 60p RAW Movies



Explore greater forms of creative expression when shooting in 8K 60p RAW and 4K 60p SRAW. 2K DCI is also available for the first time on the EOS R System. Work with greater flexibility in post-production with high-resolution 8K footage, which can be used for cropping, panning, and zooming.



**8K footage**

# High Frame Rate Movies



Record in high definition in 4K 120p, 2K 240p and FHD 240p, complete with audio. Experience lifelike visuals that immerse you in the scene, made possible with greater clarity and more precise rendering of detail in your footage. Recording at higher frame rates gives you flexibility in slowing down the playback speed of your footage for more impactful and cinematic slow motion shots.




### Longer Recording Times in 8K & 4K

The EOS R5 Mark II sports a heat-dissipating design that regulates optimal temperatures for long hours of shooting.

**Heat-dissipating graphite sheet for card slot**

**Aluminium alloy plate**



**Heat-dissipating graphite sheet for CMOS sensor**

With the Cooling Fan CF-R20EP grip\*, experience enhanced ventilation for prolonged high-resolution shooting, especially in 8K 30p.



\*Sold separately.

# Dual Shooting for Stills & Movies

Capture the best of both worlds simultaneously on the EOS R5 Mark II. Work more efficiently with dual shooting, recording movies in Full HD 30p while capturing approx. 33.2 MP still images\*, or continuous shooting at up to 7.5 FPS at the same time.

This is particularly useful for important events where every moment is significant. Capturing high-quality video and still image outputs at the same time in these scenarios allow for greater convenience and flexibility.



**33.2** MP stills  
16:9 JPEG

**Shutter button pressed**




**Recording video footage (Full HD, 30p)**

\*Only when using Battery Pack LP-E6P/DC Coupler DR-E6P.


### Pre-Recording Setting

Start recording moments right before they happen to ensure you never miss a crucial shot. This new feature captures 3 or 5 seconds before the record button is pressed, ensuring that you capture any critical moments you may otherwise unexpectedly miss.



**3 or 5** sec. recorded



**Pre-recording enabled**



**3 or 5 seconds before  
REC button is pressed**



**REC button  
is pressed**

\*Not applicable to RAW movie recording, high frame rate movie recording, or timelapse movie recording.



# Simultaneous Proxy Recording

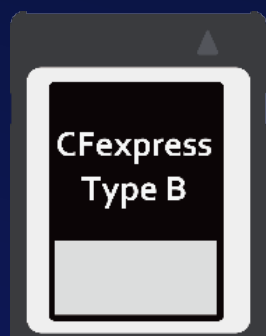
Further streamline your workflow with simultaneous proxy recording. Record lighter-sized proxy footage concurrently alongside high-quality RAW footage and transfer it for offline editing, before applying the edits to the original footage. Look files can also be applied to the proxy footage, previewed and adjusted without modifying the original file.

## EXAMPLE WORKFLOW

### Dual Card Slots



### Slot 1



CFexpress  
(Type B)

### Slot 2



SD UHS-II

### Shooting

8K 60p RAW

+

Proxy (2K)  
Simultaneous Recording

### Post-production

Non-linear  
editing/grading

Applied

4K footage  
processing

4K finished  
package

### Movie AF Features

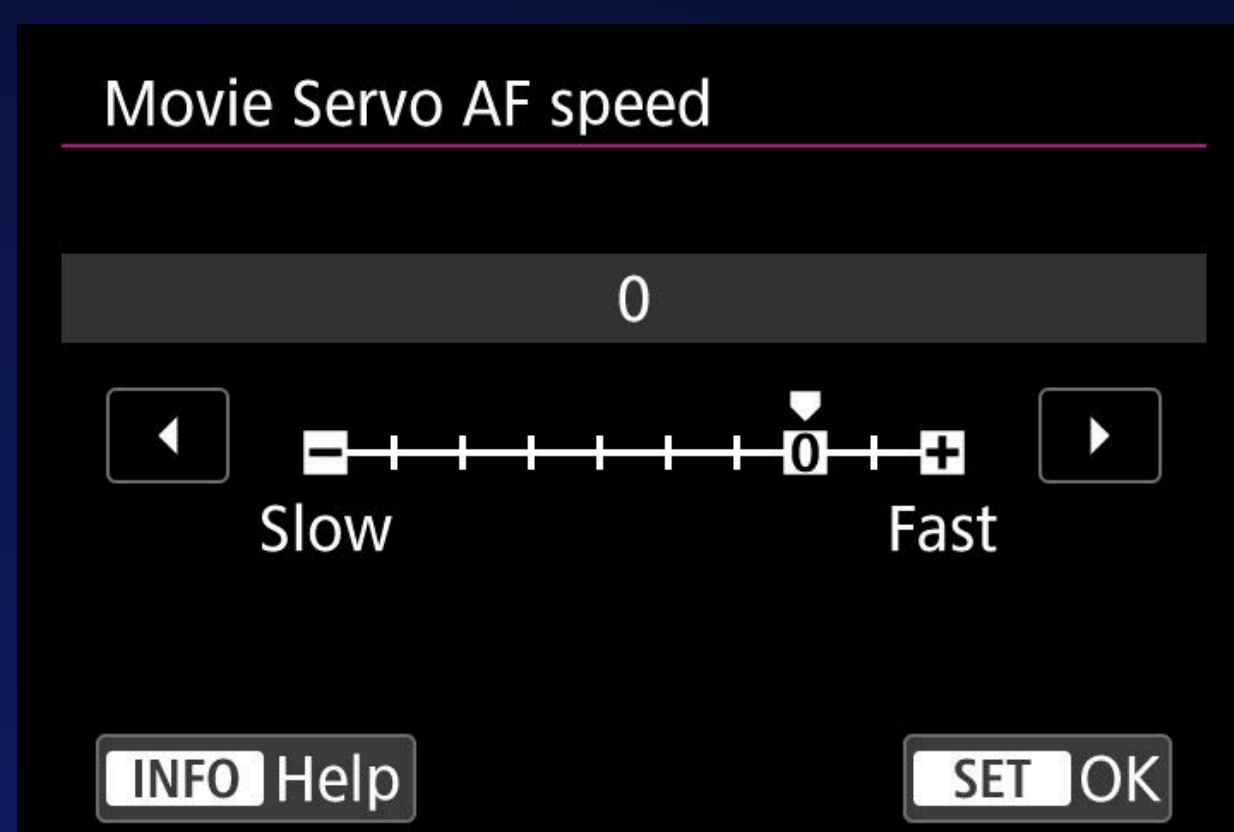
Create stunning content with ease with the EOS R5 Mark II's movie AF features. Support for creative focusing in AF and MF modes is provided for a wide range of situations, from documentaries to cinema to wildlife videography.

#### FOCUS BREATHING CORRECTION\*1

Compensates for changes in angle of view when switching the plane of focus, and records high-quality movies\*2 with minimal focus breathing.


#### MOVIE SERVO AF FOCUSING SPEED ADJUSTMENT

Adjust ten focusing speed levels according to the visual effects you need for your scenes.




#### FOCUS GUIDES


Displays visual indicators for focus movement direction and estimated distance to subject during manual focusing.



Front Focus



In Focus



Back Focus

\*1 The angle of view becomes smaller when focus breathing correction is used. Compatible with selected RF lenses only.

\*2 Digital Photo Professional/Cinema Raw Development is required for RAW movie correction.

# Movie Digital IS

IN-BODY  
IMAGE  
STABILIZER × OPTICAL  
IMAGE  
STABILIZER

The EOS R5 Mark II's built-in 5-axis in-body image stabiliser reduces blur from camera shake even when using a lens without an optical IS (OIS) system. Achieve sharper and more stabilised video footage when paired with compatible RF lenses with OIS\*<sup>1</sup>.



**IS turned on**



IS turned off

## COORDINATED CONTROL WITH MOVIE DIGITAL IS\*<sup>2</sup>

Coordinated Control commands in-body IS, optical IS and Movie digital IS, achieving greater image stabilisation. Take advantage of the flexibility of handheld shooting and shoot stable videos from various interesting angles with suppressed peripheral blur.

\*<sup>1</sup> For compatible lenses, refer to Supplemental Information for the EOS R5 Mark II on [cam.start.canon](https://cam.start.canon).

\*<sup>2</sup> The angle of view becomes smaller when using Movie digital IS.

# Cinema EOS Monitoring Tools

Fine-tune the exposure of your footage with Cinema EOS monitoring tools. Calibrate exposure data more accurately regardless of monitor brightness, increasing efficiency especially during multi-camera shoots.

## WAVEFORM MONITOR



Shows input signal brightness levels in real time (line display/RGB parade), allowing you to continuously check exposure levels across the whole image while shooting.


## ZEBRA DISPLAY



Stripes are displayed for areas exceeding a specified brightness. Particularly effective in preventing white clipping.

## FALSE COLOUR MONITOR

Shows six colours based on luminance signal level to visualise the current exposure level, preventing white and black clipping and helping you to better match exposure to subjects.



# Cinema EOS Editing Compatibility

Expand your creative expression and enhance workflows through highly compatible integration with Cinema EOS, including the newly installed Canon Log 2. Select HDR and BT.709-based settings straight out of the camera without the need for colour grading, and freely configure a variety of other settings to meet your imaging needs.



## CANON LOG 2

Preserves details in medium to dark areas. Highly compatible with production settings, Canon Log 2 allows for linear output over a wider range, enabling exposure control in editing while minimising colour changes.

## CANON LOG 3

Generates less noise in dark areas. Known for its ease of handling, Canon Log 3 skillfully adjusts tones even with simple grading, reducing noise in dark areas while maintaining a wide dynamic range.

### HDR Movie Mode

Record movies that are strikingly true to life. HDR movie mode captures scenes in a broader exposure range close to human visual perception, even in scenes with major differences in brightness. Record HDR videos in up to 8K 30p and select between 3 shadow compensation settings to suit your needs, all without post-processing.



# Imaging Settings

Enhance your shots with Canon's Custom Picture imaging setting, available on the EOS R series for the first time.

Carried over from the Cinema EOS series, Custom Picture comes with a range of features to suit your cinematic shooting and editing needs.

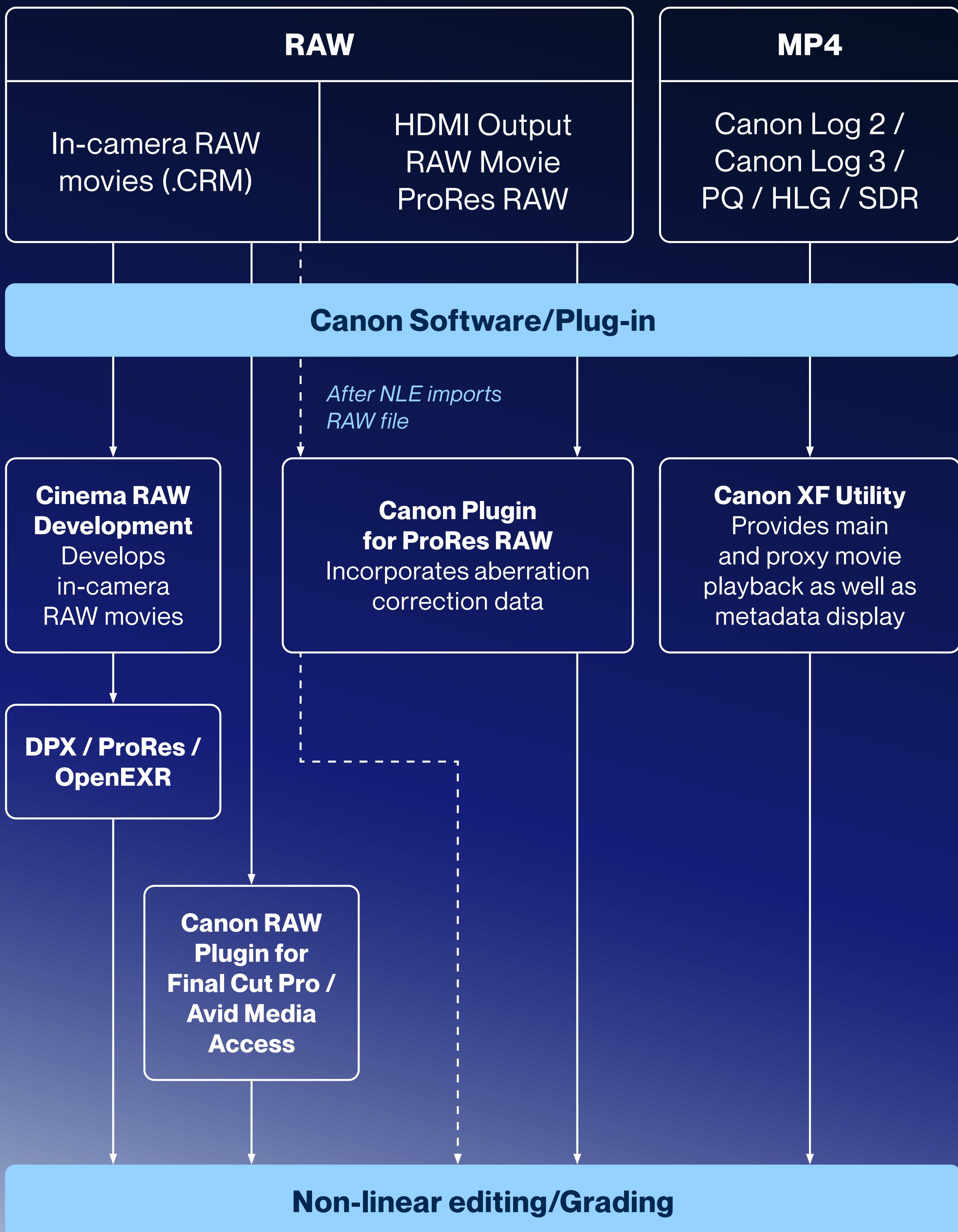
## CUSTOM PICTURE

---

- Available for the first time in an EOS series camera outside of Cinema EOS series.
- Settings include Canon 709, 709 STD, and PQ/HLG.
- Canon Log 2 and Canon Log 3 provide a wide dynamic range for colour grading.
- All settings harness the colour science nurtured by Cinema EOS, with smooth skin tones and natural colour reproduction.
- The Look (3D LUT) function made for Cinema EOS is available.

# RAW/MP4 Footage Workflow

Experience maximum efficiency during post-production. The EOS R5 Mark II shares software with Cinema EOS, streamlining workflows like never before.





# Smooth Operability

## 06

An intuitive user experience that supports your way of shooting. The EOS R5 Mark II has been updated with both hardware and software designed to streamline shooting, giving you the confidence to push the limits of photography and videography.

# High-Resolution Electronic Viewfinder

The EOS R5 Mark II's EVF is approx. 2x brighter than the EOS R5. The 0.5-inch, approx. 5.76 million dot EVF provides 6 brightness levels\* to let you see clearly and comfortably even in harsh daylight settings, so you can frame and shoot with accurate exposure settings.

## HIGH-SPEED EVF DISPLAY

The EOS R5 Mark II's EVF refreshes at 120 FPS to display smooth subject movement with no time lag. 60 FPS viewfinder refresh rate is now supported as well, a great improvement from the EOS R5.

<b>Viewfinder Settings</b>	<b>Standby</b>	<b>With AF</b> (shutter half-pressed)	<b>In Continuous Shooting</b> (shutter fully pressed)
<b>Smooth</b>	<b>120 FPS</b>	<b>120 FPS</b>	<b>60 FPS</b>
<b>Power Saving</b>	60 FPS	60 FPS	60 FPS

## ANTI-FOG STRUCTURE

As part of the EOS R5 Mark II's weather-sealing design, the EVF is sealed with an airtight structure, providing anti-fog performance superior to that of the EOS R3.

\*When OVF Simulation View Assist is turned off.



# High-Resolution Electronic Viewfinder

## OVF SIMULATION VIEW ASSIST

Made possible with the EOS R5 Mark II's bright EVF and HDR image processing, this function lets you replicate the look of the traditional optical viewfinder (OVF) for a natural shooting experience. It preserves details in shadow and highlights, allowing you to see through a wider dynamic range.



Normal EVF display



OVF Simulation View Assist display

## Battery Pack LP-E6P

Supports high current discharge (max. 6.0A) to meet high camera performance. The battery keeps the same form factor as the LP-E6 series batteries and is compatible with LC-E6 chargers.



# Design Advancements

The familiar and compact ergonomics of the EOS R5 have been refined further for the EOS R5 Mark II. Each surface and finishing is designed to optimise usability, from smooth textures and bumps that enhance the hold of the camera, to the fine-tuned convexity of buttons and dials that provide more precise control.

### Compact & Lightweight

Approx. 138.5 x 101.2 x 93.5 mm, 656 g (Body Only).

### Power Switch

Swapped to the right-hand side for better handling.



### Eyecup

A more compact design to shield your eyes from light, while still wide enough for Eye Control AF.

### Tally Lamp

The new external lamp gives a clear indicator when video recording is ongoing.



### Dual Card Slots

Insert a CFexpress card and SD card for more storage, or assign one card for photos and the other to record movies simultaneously.



### Air Intake & Exhaust Ports

Can be paired with the Cooling Fan CF-R20EP to provide better airflow through the camera, improving movie shooting performance.

### Magnesium Alloy Chassis

Durability lies at the heart of the EOS R5 Mark II, made with magnesium alloy for strength and reliability. The robust chassis keeps the camera lightweight and compact while providing efficient heat dissipation during long shoots. The tripod screw is die-casted with zinc, providing added strength for a wide variety of tripods and rig mounts.



### Dust & Water Resistance

Gear up and pursue great content even in rugged terrain. Similar to the EOS R5, the EOS R5 Mark II's trusted weather-sealing performance sees sealing materials incorporated into connecting exterior parts. Dial rotating axes and other components have also been precisely designed with minimal gaps to prevent dust and other small particles from getting in.

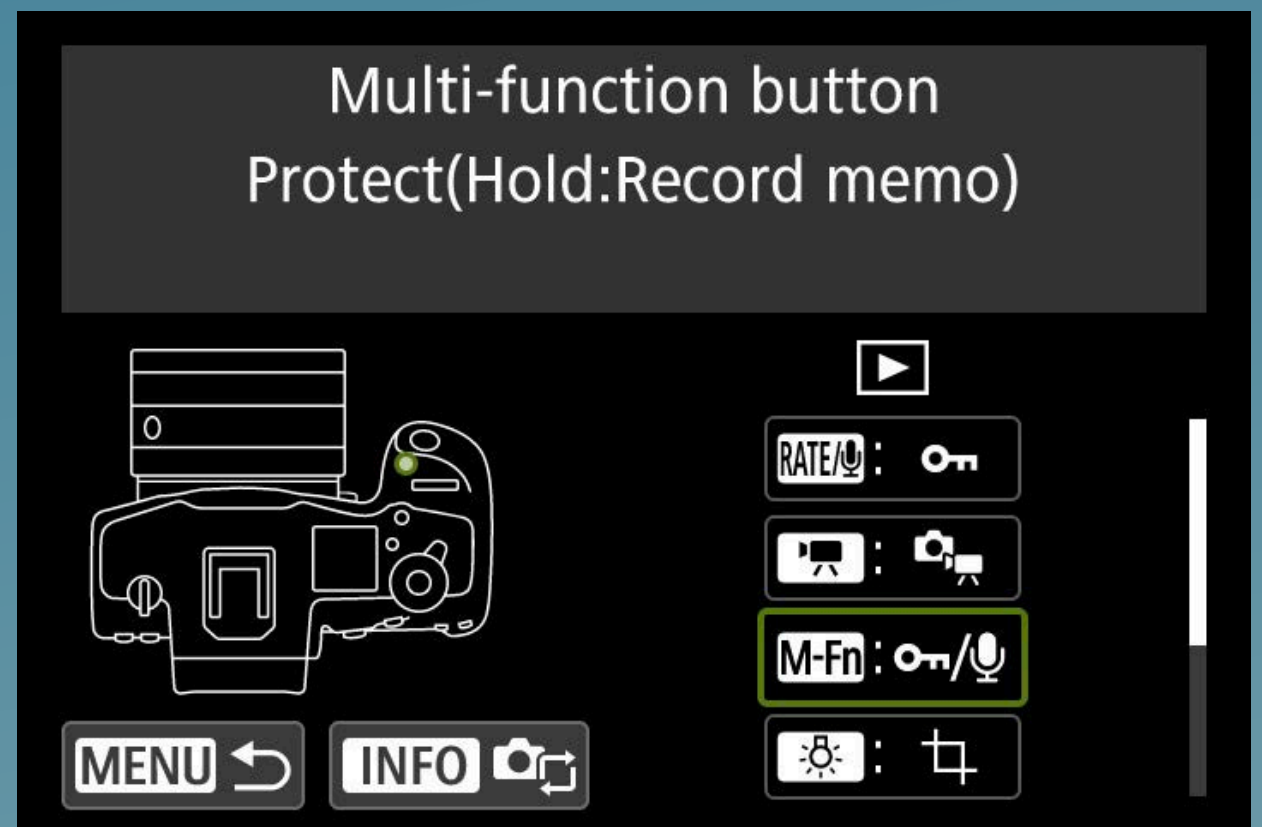


■ Sealing Parts

■ High-Precision Components

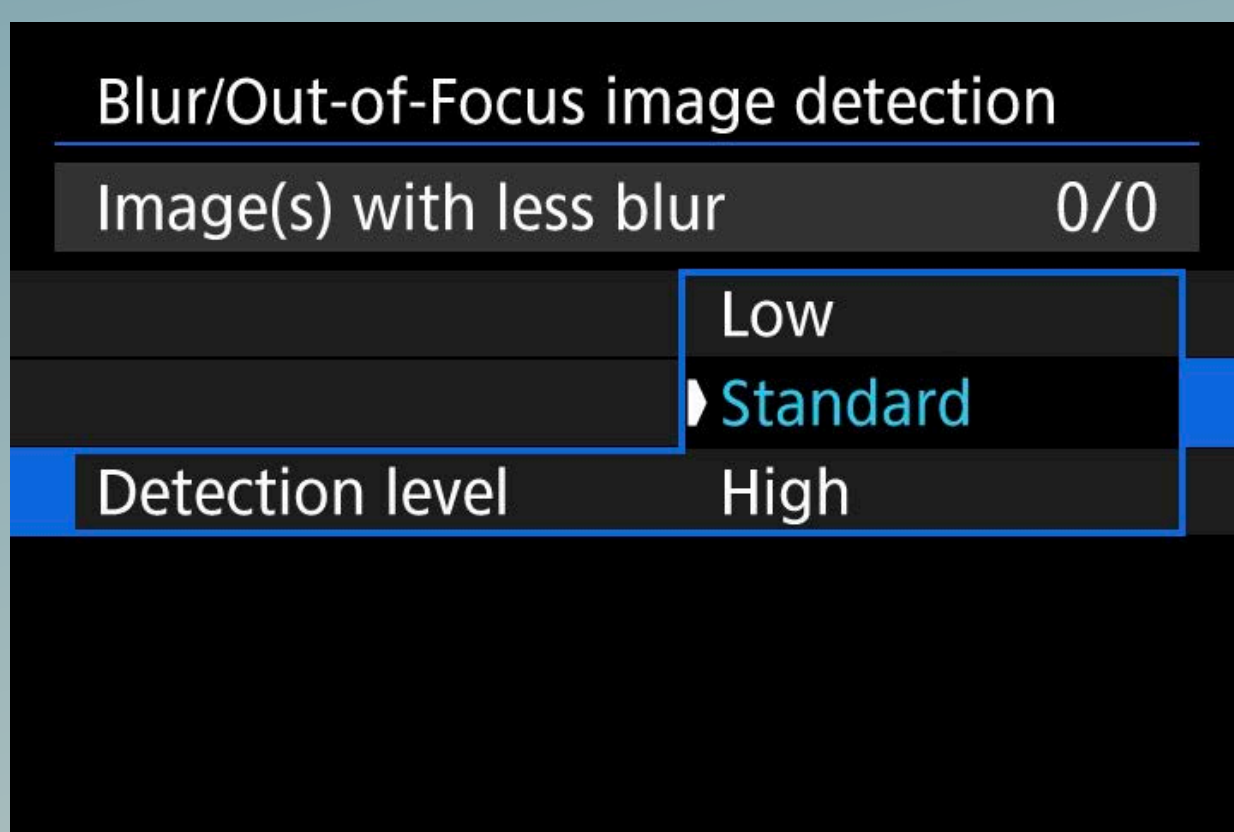
# Customisable Playback Buttons

Review, manage and transfer images or footage quickly by assigning functions to the Multi-Function, Aperture and other buttons, giving you quick access for more efficiency by customising them to your shooting needs.




# Blur/Out-of-Focus Image Detection

The EOS R5 Mark II can automatically determine images with human faces that are blurred or out of focus. Scored using three detection levels, you can instantly review and select usable images on the go without having to review them on a larger screen later.



### Select from 3 detection levels

For JPG & HEIF images, Image Size: L/M, and electronic shutter is set



### Icon is displayed on blurred images that have been detected

# 07

Transfer, edit and share your works at lightning speed on the go. The EOS R5 Mark II hosts a suite of connectivity tools and app support designed to keep your workflow efficient and flexible.

## Network & Connectivity

### Wi-Fi 6E\*<sup>1</sup>/Wi-Fi 6 Support



A first in the EOS R series, the EOS R5 Mark II comes with standard 5 GHz/2.4 GHz support for a range of fast file transfer speeds to devices, PCs, FTP or the new Content Transfer Professional app. You can also easily connect to the Canon Camera Connect app via Bluetooth Low Energy (2.4GHz).

### Bluetooth Low Energy (2.4GHz) Bluetooth<sup>®</sup>

Register up to 25 devices with the EOS R5 Mark II for even greater usability and convenience. Capture scenes remotely through the Canon Connect app on your smartphone\*<sup>2</sup>, or pair it with the BR-E1 wireless remote controller for both continuous and dual shooting.

### 2.5G Base-T LAN Support

Attach the Battery Grip BG-R20EP or Cooling Fan CF-R20EP with wired LAN for stable transfer speeds faster than the EOS R3. Stills and videos captured with Dual Shooting can also be instantaneously shared onsite to offsite via FTP servers, which is useful for journalists working in the field.

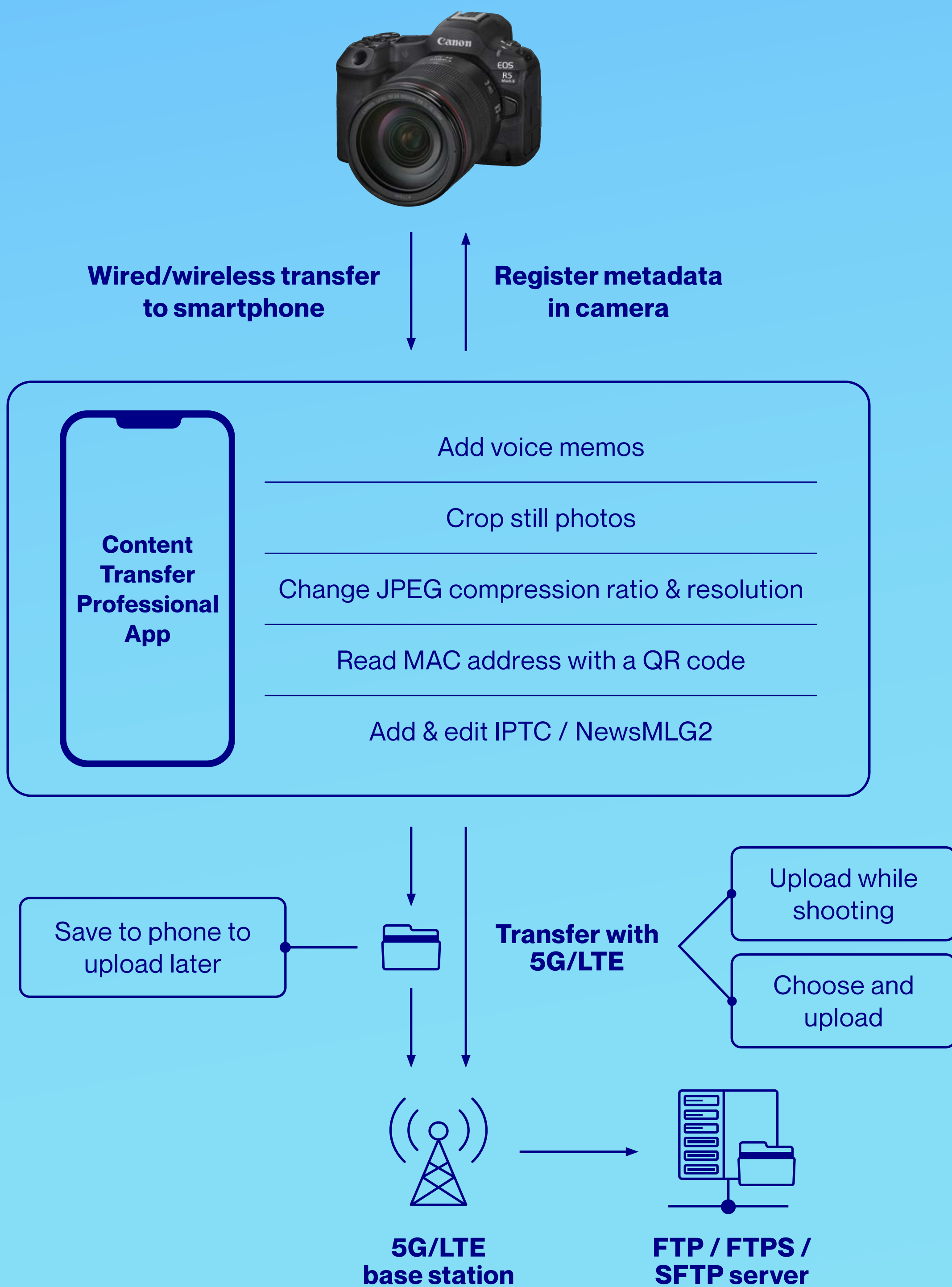
\*<sup>1</sup> Except 6GHz.

\*<sup>2</sup> Only the smartphone currently connected with the EOS R5 Mark II can be used.



# Content Transfer Professional App\*

Integrating both Mobile File Transfer for photos and Content Transfer Mobile for videos, this new app allows you to manage content on one platform at high speeds. Easily transfer, edit and label content with industry-standard reporting metadata on your smart devices, or share to FTP/FTPS/SFTP servers with ease. USB transfer to mobile devices is also supported.



\*Subscription required.

# image.canon App



Elevate your workflow through the cloud. Your content can be uploaded and downloaded from your computer offsite, and is automatically sorted between photo and video files—photos are uploaded to Adobe Lightroom or Google Photos, while videos are uploaded to Frame.io. Edit and collaborate seamlessly on the go in real time.

## SEAMLESS EDITING ENVIRONMENT

Transfer videos to Frame.io and smoothly import them to industry-leading editing software such as Adobe Premiere Pro, Apple Final Cut Pro, and DaVinci Resolve for post-production. Speed up editing processes with proxy movie transfer.

## AUTOMATED STILL PHOTO SORTING TO COMPUTER

**Shooting Information:** Sort images by camera, date, duration, recording format, and camera rating information.

**Subject Category:** Sort images into 17 categories, including people, dogs, cats, birds, plants, trains, and airplanes.

**Blur/Exposure:** Sort blurred, overexposed and underexposed photos.

## AUTOMATIC TRANSFER TO GOOGLE PHOTOS OR LIGHTROOM

**Google Photos:** Back up images from the EOS R5 Mark II in their original quality via Wi-Fi without needing an SD card or computer.

**Lightroom:** Sort images into 17 categories, including people, dogs, cats, birds, plants, trains, and airplanes.

Reimagine, Reinvent, Rediscover. Designed for creators who seek perfection and demand only the best technology, the EOS R System drives optical excellence beyond the boundaries of innovation. Explore different ways of shooting with an RF lens lineup that caters to every genre of photography and videography.

# Lenses & Accessories

# 08

# RF Lenses

Choose from a wide range of lens types and focal lengths exclusively designed for the EOS R cameras. From ultra-wide to standard, super-telephoto to macro lenses, the ever-expanding range of RF lenses deliver superior performance and image quality in every creative endeavour.



The full RF lens line-up (as of June 2024). For additional lens information, please visit [Canon's official website](#).

# Grip Accessories

The EOS R5 Mark II is compatible with three types of battery grips\*<sup>1</sup>, all designed to load two batteries and boost usability over a wide variety of shooting genres, so you can create great content with ease of mind.

## ENHANCED COMFORT

Shoot vertically with more comfort. The improved multi-controller position and weight have been optimised so the camera feels balanced, even with heavier, large-aperture lenses.



**Battery Grip BG-R20**

## LAN CONNECTIVITY

In addition to the improvements for vertical shooting support, this grip is equipped with a 2.5G Base-T Ethernet port for professionals who need high-speed file transfers.



**Battery Grip BG-R20EP**

## COOLING FAN GRIP

Made to maximise movie shooting performance\*<sup>2</sup>, this grip enables more than 120 minutes of 8K 30p recording\*<sup>3</sup>. Also comes with a 2.5G Base-T Ethernet port for high-speed file transfers. Fan speed can also be adjusted via the camera menu.



**Cooling Fan CF-R20EP**

\*<sup>1</sup> All battery grips are sold separately.

\*<sup>2</sup> When using the LP-E6NH/LP-E6N, network (Wi-Fi/Ethernet) functions and multi-function shoe accessories requiring heavy power supply from the EOS R5 Mark II cannot be used. Pre-recording, HDMI RAW output, and dual shooting is not available. Continuous shooting speed may be reduced. Resolution, image quality, and frame rate are limited during movie recording. Avoid fan noise issues by slowing down/turning off the fan, or recording audio separately instead of using built-in/external microphones.

\*<sup>3</sup> [Fan rotation speed: High], Canon testing standards, room temperature (23°C).

### USB Power Adapter PD-E2

Supply up to 65W of power to the EOS R5 Mark II or charge the batteries without removing them from the camera.

Comes in a smaller, more portable size as compared to the USB Power Adapter PD-E1.



### DC Coupler DR-E6P

The first coupler for LP-E6 series batteries that is compatible with USB-C. Pairs with the USB Power Adapter PD-E2 to supply power directly to the EOS R5 Mark II.



### Eyecup ER-KE

Dramatically improve precision and visibility when looking through the viewfinder. The Eyecup ER-KE is designed to prevent surrounding light from interfering with your eye control, enabling greater concentration when shooting.



### Shoe Cover ER-SC3

The Shoe Cover ER-SC3 sports a locking mechanism that securely attaches it to the multi-function shoe, protecting it and enabling the same weather-resistance capability as the camera body.



<b>Image Processor</b>	DIGIC Accelerator & DIGIC X
<b>Image Sensor Camera Effective Pixels</b>	Effective sensor size: Full-frame CMOS Camera effective pixels: Max approx. 45.0 megapixels
<b>Autofocus Method</b>	Spot AF, 1-point AF, Expand AF area (above / below / left / right or around), Flexible Zone AF 1 / 2 / 3, Whole area AF
<b>Continuous Shooting</b>	Mechanical shutter & electronic 1st curtain: Up to 12 FPS Electronic shutter: Up to 30 FPS
<b>Max. Shutter Speed</b>	1/32,000 sec. (Electronic shutter)
<b>Eye Control</b>	Available
<b>Image Stabiliser (IS) System</b>	In-body 5-axis sensor-shift image stabilisation (Stills/Movie)
<b>Effective ISO</b>	<b>Stills:</b> 100–51200 (L: 50, H: 102400)  <b>Movie:</b> Custom Picture (Off): 100–25600 (H: 32000–51200) Canon 709 / PQ / HLG: 400–25600 (L: 100–320, H: 32000–51200) Canon Log 2 / Canon Log 3: 800–25600 (L: 100–640, H: 32000–51200) BT.709 Standard: 160–25600 (L: 100–125, H: 32000–51200)
<b>Metering System*</b>	<b>Stills:</b> 6,144-zone (96 x 64) metering  <b>Movie:</b> DCI: 4,800-zone (96 x 50) metering UHD: 5,184-zone (96 x 54) metering
<b>Viewfinder</b>	0.5-inch OLED, approx. 5.76 million dots 59.94/119.88 FPS refresh rate
<b>Movie</b>	<b>8K RAW (8,192 x 4,320)</b> 59.94 FPS / 29.97 FPS / 23.98 FPS (NTSC) 50.00 FPS / 25.00 FPS / 24.00 FPS (PAL)  <b>4K SRAW (4,096 x 2,160)</b> 59.94 FPS / 29.97 FPS / 23.98 FPS (NTSC) 50.00 FPS / 25.00 FPS / 24.00 FPS (PAL)  <b>8K DCI (8,192 x 4,320)</b> 29.97 FPS / 23.98 FPS (NTSC) 25.00 FPS / 24.00 FPS (PAL)  <b>8K UHD (7,680 x 4,320)</b> 29.97 FPS / 23.98 FPS (NTSC) 25.00 FPS (PAL)

\*Based on image sensor output signals.



<b>Movie</b>	<p><b>4K DCI (4,096 x 2,160)</b> 119.88 FPS / 59.94 FPS / 29.97 FPS / 23.98 FPS (NTSC) 100.00 FPS / 50.00 FPS / 25.00 FPS / 24.00 FPS (PAL)</p> <p><b>4K UHD (3,840 x 2,160)</b> 119.88 FPS / 59.94 FPS / 29.97 FPS / 23.98 FPS (NTSC) 100.00 FPS / 50.00 FPS / 25.00 FPS (PAL)</p> <p><b>2K DCI (2,048 x 1,080)</b> 239.76 FPS / 119.88 FPS / 59.94 FPS / 29.97 FPS / 23.98 FPS (NTSC) 200.00 FPS / 100.00 FPS / 50.00 FPS / 25.00 FPS / 24.00 FPS (PAL)</p> <p><b>Full HD (1,920 x 1,080)</b> 239.76 FPS / 119.88 FPS / 59.94 FPS / 29.97 FPS / 23.98 FPS (NTSC) 200.00 FPS / 100.00 FPS / 50.00 FPS / 25.00 FPS (PAL)</p>
<b>Proxy Recording</b>	Simultaneously recorded (2K DCI / Full HD depending on recording format and size)
<b>Canon Log Profile</b>	Canon Log 2 & Canon Log 3
<b>In-Camera Upscaling</b>	4x
<b>Neural Network Noise Reduction</b>	Available
<b>Maximum Movie Recording Time</b>	6 hr. 00 min. 00 sec. (Normal) 1 hr. 30 min. 00 sec. (High Frame Rate)
<b>Pre-Continuous Shooting</b>	Up to 15 frames before shutter button is pressed AF and AE: Continuous File Formats: RAW / C-RAW / HEIF / JPG
<b>Pre-Recording</b>	3 or 5 seconds before record button is pressed
<b>Recording Media*1</b>	Supports 2 memory cards: • 1x CFexpress memory card (Type B compatible) • 1x SDXC / SDHC / SD (UHS-II supported)
<b>Power Supply</b>	LP-E6P / LP-E6NH*2 / LP-E6N*2
<b>USB Charging/ Optional Power</b>	Supports charging via USB Power Adapter PD-E1 / PD-E2 AC Power (USB Power Adapter PD-E2 and DC Coupler DR-E6P)
<b>Size</b>	Approx. 138.5 x 101.2 x 93.5 mm
<b>Tally Lamp</b>	Available
<b>HDMI Port</b>	Type-A
<b>Weight</b>	Approx. 746 g (incl. battery and card 1: CFexpress Card; excl. body cap or shoe cover)
<b>Network</b>	Wi-Fi: IEEE 802.11b/g/n/a/ac/ax*3 Bluetooth: Bluetooth Low Energy Technology Ver 5.3

\*1 CFexpress 2.0 and VPG400 supported. Up to 2 TB capacity supported. (CFexpress cards exceeding 2 TB capacity are handled as 2 TB)

\*2 Limited functionality.

\*3 Except 6GHz.

# EOS R5

## Mark II

FULL-FRAME MIRRORLESS

# Canon

Delighting You Always



CANON IMAGING ASIA



CANON IMAGING ASIA



@CANONASIA

SNAPSHOT

SNAPSHOT.CANON-ASIA.COM

### DISCLAIMERS

This document is for information only and the contents are subject to change without notice. Errors and omissions excepted. Images are simulated. Weight and dimensions are approximates. Nothing in this document should be construed as a warranty. Product/ Service options, name and availability may vary by region. We expressly disclaim any liability or contractual obligations with respect to this document. Canon and EOS among others are trademarks of Canon Inc. and/or its affiliates. Other names, marks and logos contained in this document may be the registered trademarks or trademarks of their respective owners.