

# Canon

Delighting You Always

# MOVE INTO A NEW REALM



## EOS R50

**APS-C**  
CMOS



Eye Detection  
AF

120p

High Frame Rate  
HD Movie



EOS Movie  
4K+ FULL HD



Movie for  
close-up demos

**MOVIE**  
DIGITAL  
IMAGE  
STABILIZER

WEBCAM USB  
PLUG & PLAY



# ***CONTENT***



**01 IMAGE QUALITY >>**

**02 AUTOFOCUS >>**

**03 CREATIVE TOOLS >>**

**04 SHUTTER PERFORMANCE >>**

**05 MOVIE SHOOTING >>**

**06 CONNECTIVITY & >>  
DATA MANAGEMENT**

**07 OPERABILITY & FEATURES >>**

**08 LENSES & ACCESSORIES >>**

**09 SPECIFICATIONS >>**



# IMAGE QUALITY

01

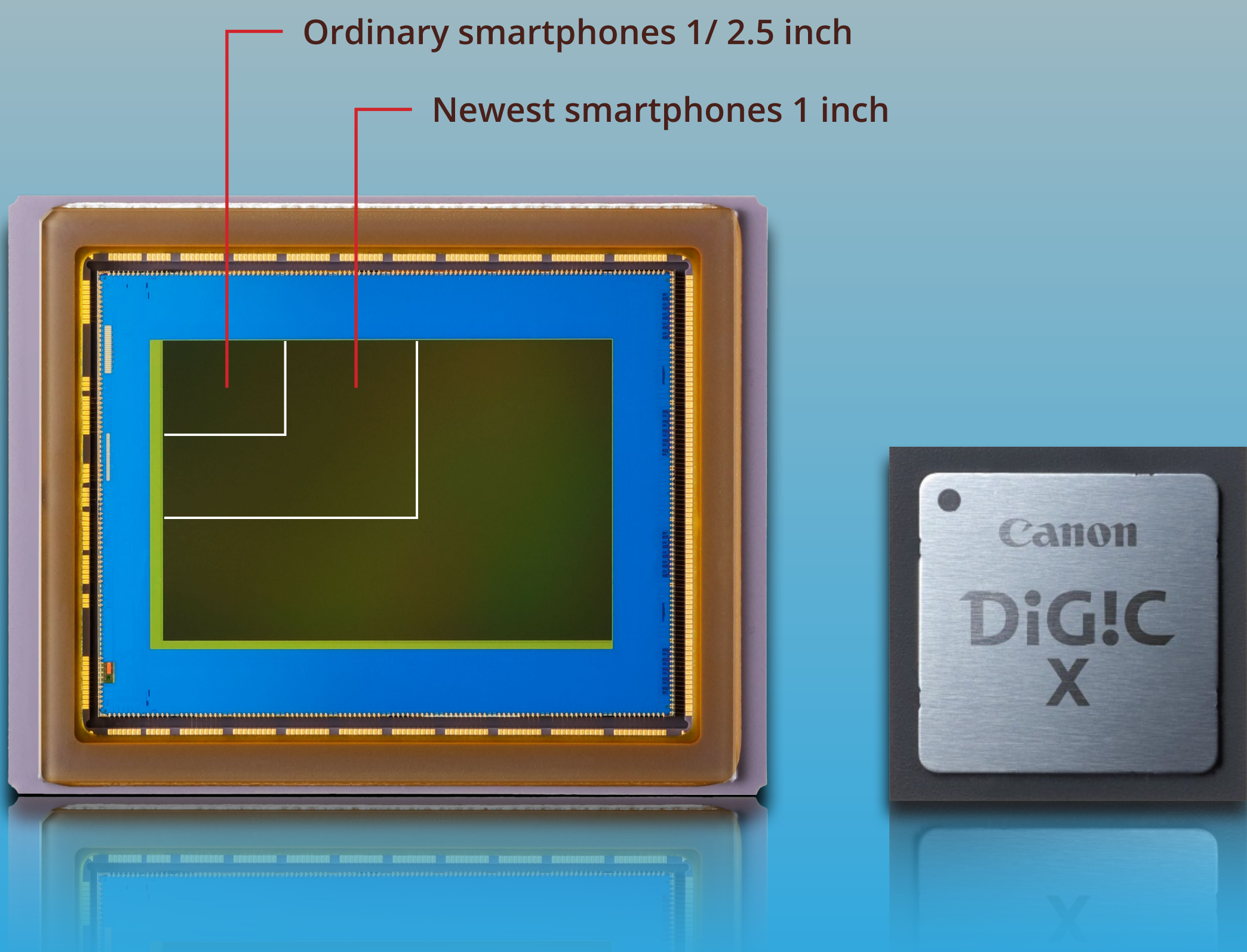


## Approx. 24.2-Megapixel APS-C CMOS Sensor

24.2 MEGA  
PIXELS  
CMOS



Capture high-definition images with natural bokeh and low noise using the EOS R50's 24.2-megapixel APS-C size sensor and DIGIC X imaging processor. With a powerful CMOS sensor much larger than that of typical smartphones, images remain dazzling as details and clarity are retained. The camera also comes with an RF mount, expanding its shooting versatility.





---

## ISO Sensitivity Range 100-32000 (H: 51200)

ISO   
32000

The EOS R50's large sensor size offers superior noise reduction when compared to its predecessor, the EOS M50 Mark II, as well as increased sensitivity that allows for clearer shots to be taken with less noise using its expanded ISO range. The Multi Shot Noise Reduction function can be used to minimise noise when shooting at high ISO settings by capturing four images at once with a single click.





# AUTOFOCUS

02

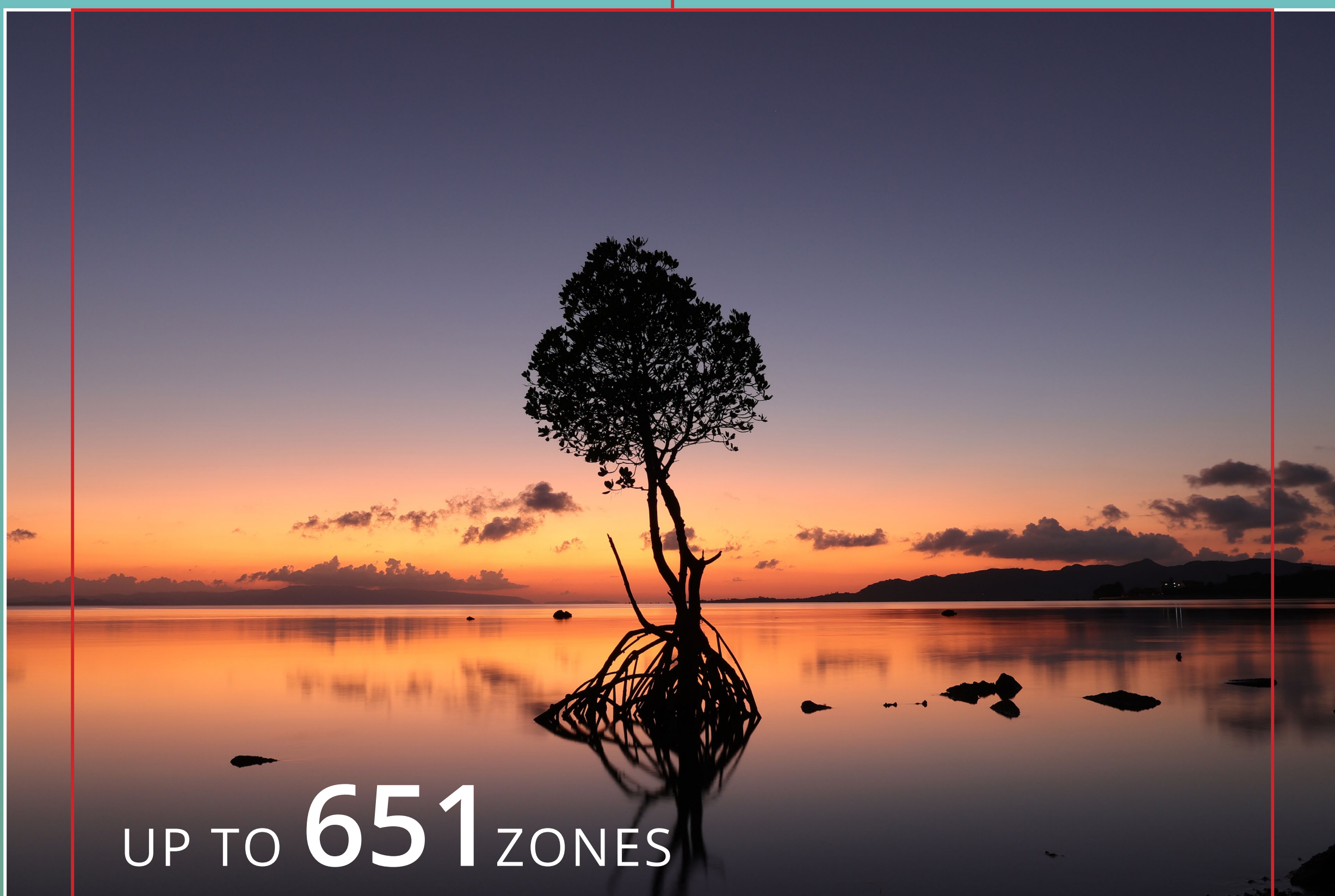


## Dual Pixel CMOS AF II

**Dual Pixel CMOS AF II**

The EOS R50's wide AF area with up to 651 AF zones allows for swift tracking of subjects with greater precision. The AF tracking expands to the entire image screen (approx. 100% x 100%) when a subject is detected. This wide AF coverage gives you freedom in composition.

When no subject is detected:  
Up to 90% x 100% (approx.)



When subject is detected:  
Up to 100% x 100% (approx.)

\* For details on supported lenses, refer to Supplementary Information of EOS R50 on [cam.start.canon](https://www.canon.com/cam.start.canon)



## EOS iTR AF X

With the EOS iTR AF X function, the EOS R50 provides an easier experience in keeping subjects in focus in stills and videos by automatically identifying and tracking subjects within the frame. The advanced tracking algorithm ensures greater tracking performance for people, animals (dogs, cats, birds) and vehicles (cars, motorcycles), and the 'Auto' mode automatically detects the type of subject present with people as a priority.




People Priority  
AF



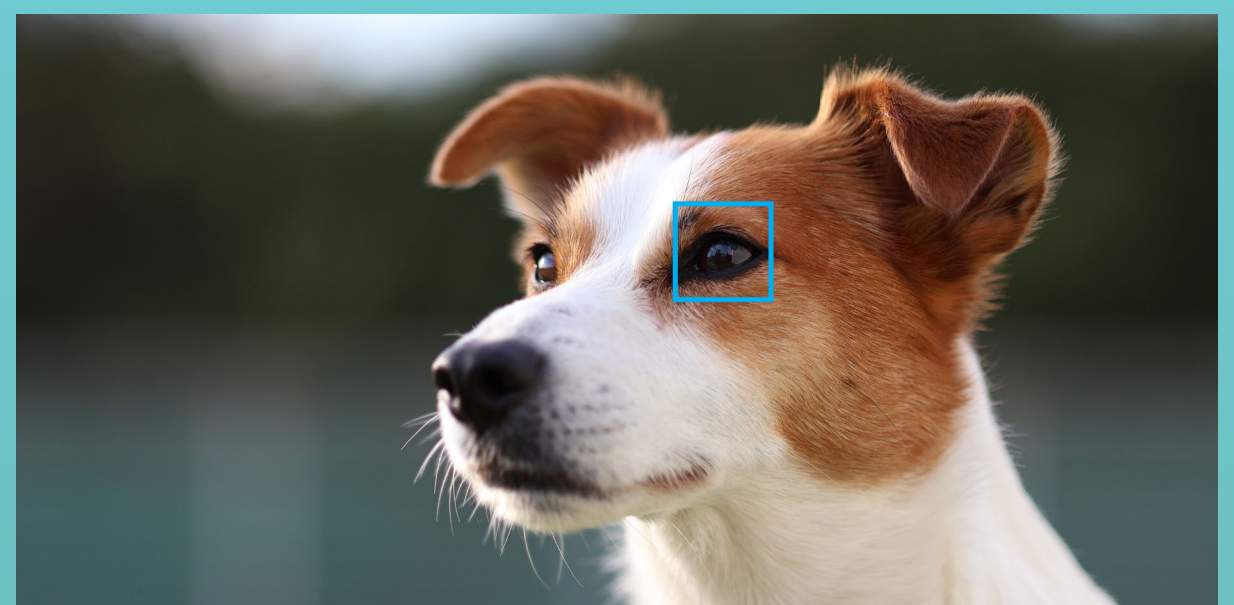
Animal Priority  
AF




Vehicle Priority  
AF



People Priority AF



Animal Priority AF



Vehicle Priority AF

## Touch & Drag AF

Easily change the camera's focus position as you look through the viewfinder by dragging your finger on its touch panel to a desired location using Touch & Drag AF.

## Subject Selection

The improved 'Tap to Select Subject' allows you to instantly shift the camera's subject focus anywhere within the AF area with a tap on its screen.



# CREATIVE TOOLS

03



## Scene Intelligent Auto

Push your creative photography further with Scene Intelligent Auto, which includes Advanced A+ and Creative Bracketing, all designed to offer convenience while enhancing your shooting experiences in different ways.

### Advanced A+



Advanced A+

Advanced A+ detects various challenging scenes, such as night scenes, macros as well as portraits with a strong backlight and takes multiple images before combining them into one composite.

### Usage Case 1 - Macro

Keeping subjects in focus is seamless. The feature captures multiple photos in different focus positions and merges them into a new image that has a larger depth-of-field.



Advanced A+ OFF



Advanced A+ ON



---

## Usage Case 2 - Night

Night photography benefits as well, as the feature takes multiple consecutive shots of night views at a shutter speed that produces less blur and combines them to reduce black and white clipping, while producing images with more shadow and highlight details. Colours are also enhanced for more vividness.



## Usage Case 3 - HDR

Capture bright scenic views without worrying about overexposure. The camera takes multiple shots at varying levels of exposure to create a composite that has reduced black and white clipping alongside a wider dynamic range for a tonally rich image.

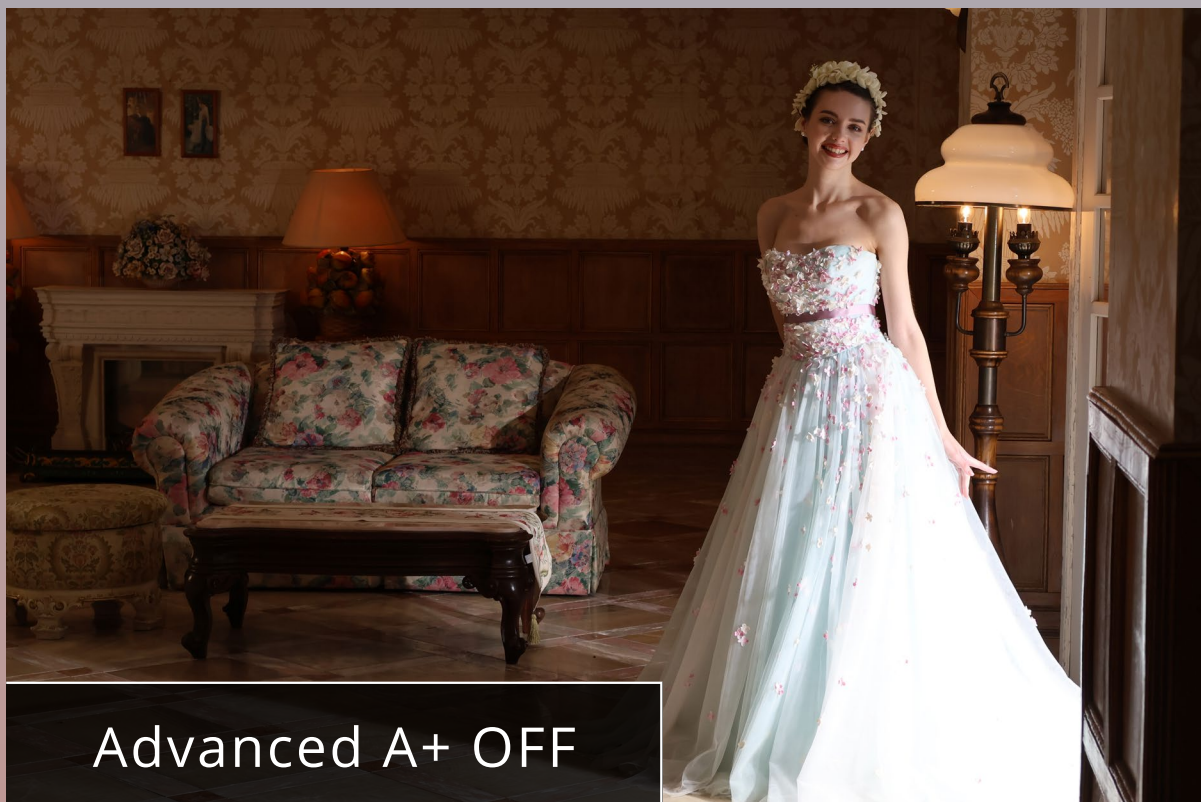




---

## Usage Case 4 - Portraits

Backlit HDR is particularly useful for scenes with a strong backlight against a human subject. The camera takes multiple shots with a single shutter release to create a final image with significant highlight details.



## Creative Bracketing



Creative Bracketing

The Creative Bracketing function takes images in varying colour tones and brightness through a single shutter release. Multiple suggestions are auto-generated for users to view and pick from.





---

## Panorama Shot

Panorama Shot lets you capture large and beautiful landscapes as well as scenery in one single image by taking up to five shots per second while being swung in a single direction. The direction of the swing can be changed (right/left/up/down) to accommodate vertical subjects.



## Hybrid Auto

Vlogging has never been easier. Hybrid Auto records a two to four-second clip before each shot is taken with the camera. A digest movie is automatically generated by compiling all the short clips and images taken on the same day.

## HDR PQ Support

Available in both stills and videos, HDR PQ allows greater realism to be captured in images and videos through a wider dynamic range. A greater viewing experience in HDR can be achieved with a compatible external display.





---

## Digital Teleconverter

The EOS R50's digital teleconverter increases shooting magnification by 2x or 4x through digital processing, offering you convenience in shooting far-away subjects.




## Auto White Balance

Bluish tints are reduced when taking photos of greenery with the EOS R50's auto white balance's algorithm developed through deep learning technology. Greens in images taken of plants are also reproduced vividly with the Picture Style [Auto] setting.



# SHUTTER PERFORMANCE

04



## High-Speed Continuous Shooting

Capture fleeting and unmissable moments with high-speed continuous shooting. The EOS R50 enables up to 12 shots per second with reduced distortion even for fast-moving subjects through its electronic 1st-curtain. Its electronic shutter captures up to 15\* shots per second, making it perfect for high-speed action scenes and moving subjects.

Upto  
**12**  
Frames  
Per Sec

Upto  
**15**  
Frames  
Per Sec

\*If flicker is detected, continuous shooting will slow down even when anti-flicker shooting is turned off



## Silent Shutter

For situations where discreteness is required, the Silent Shutter mode can be enabled to prevent any sound from being emitted during shooting. The Silent Shutter function can also be assigned to any button for immediate activation if necessary.



# MOVIE SHOOTING

05



## 4K 30p & FHD 120p

The EOS R50 captures uncropped 4K 30p videos by oversampling from 6K videos. This lets you shoot wide views and landscapes in greater detail alongside offering you flexibility when cropping during post editing.

The camera can also capture high-frame rates at 120p in FHD suitable for recording videos in slow-motion.

4K (uncropped) - EOS R50

4K (cropped) - EOS M50 Mark II



## Focus Breathing Correction

When used with a compatible lens, focus breathing correction automatically amends any changes in the camera's angle of view caused by racking focus while recording videos. This minimises shifts in the angle of view, allowing for creative uses of racking focus in your videos with more natural results.



---

## Movie for Close-Up Demos

The 'Movie for Close-Up Demos' mode intelligently switches focus from faces to subjects close to the lens automatically, allowing for easier creation of product or item demonstrations for vlogs.





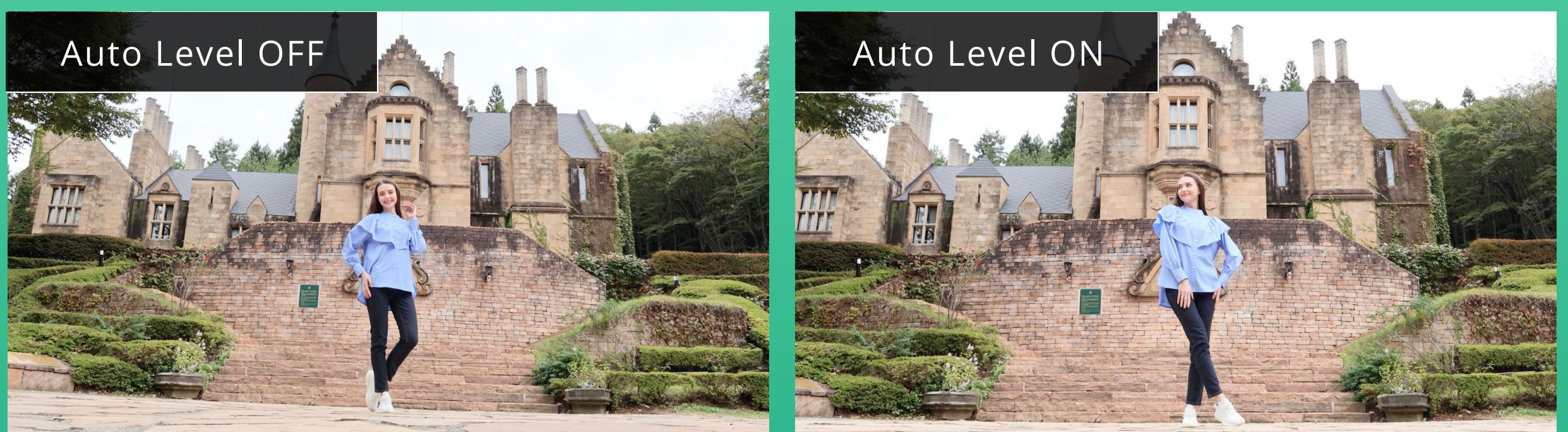
## Movie Digital IS

Record handheld movies without worrying about unsteady shots. The Movie Digital IS function corrects camera shake during handheld shooting, producing stable footage even while walking. The setting is also easily adjustable through a single button on the camera's screen, where the IS level can be selected from On, Off, or Enhanced. Excessive close-ups on your face while in Selfie mode can also be prevented by pressing the 'Wide-angle' button as well.



## Auto Level Toggle

Auto Level mode automatically adjusts the shot to prevent horizontal tilting by using a roll axis correction mechanism, making it useful for high or low-angle shots where keeping the camera stable is difficult.







Vertical Video

## Aspect Markers + Movie in Vertical Mode

The aspect marker function makes framing easier when creating content for a specific aspect ratio different from the recording aspect ratio. A wide range of aspect ratios ideal for video posting purposes or social media platforms (such as 1:1, 4:5, 5:4, 9:16 and 2.35:1) are available for selection, and videos can be optimised for vertical playback on smartphones and other types of devices as movie rotation information is added to the video during recording.



## Small File (IPB) Recording

IPB recording (FHD 30p, 12Mbps), a data format ideal for social media posting, is supported by the EOS R50. The camera also allows for transcoding, which compresses 4K / FHD and IPB video data into smaller file sizes, making transfers to smartphones or social media platforms seamless.

## Custom Shooting Modes (C-modes)

Shoot the way you want for any scenario by saving and recalling custom shooting modes. They can be registered while the recording mode is in Movie Auto Exposure or Movie Manual Exposure modes, allowing you to pair specific camera settings to either one of them for ease of access.



# CONNECTIVITY & DATA MANAGEMENT

06



## Plug and Use Webcam

Enhance your livestreams and video calls using a single USB cable without the need for any driver installations through the EOS R50's webcam support. The camera's large sensor and interchangeable lenses offer amazing video quality, sensitivity and bokeh while expanding possibilities for other ways to stream. High-quality audio is also transmitted via the USB cable, making it a seamless teleconferencing solution.





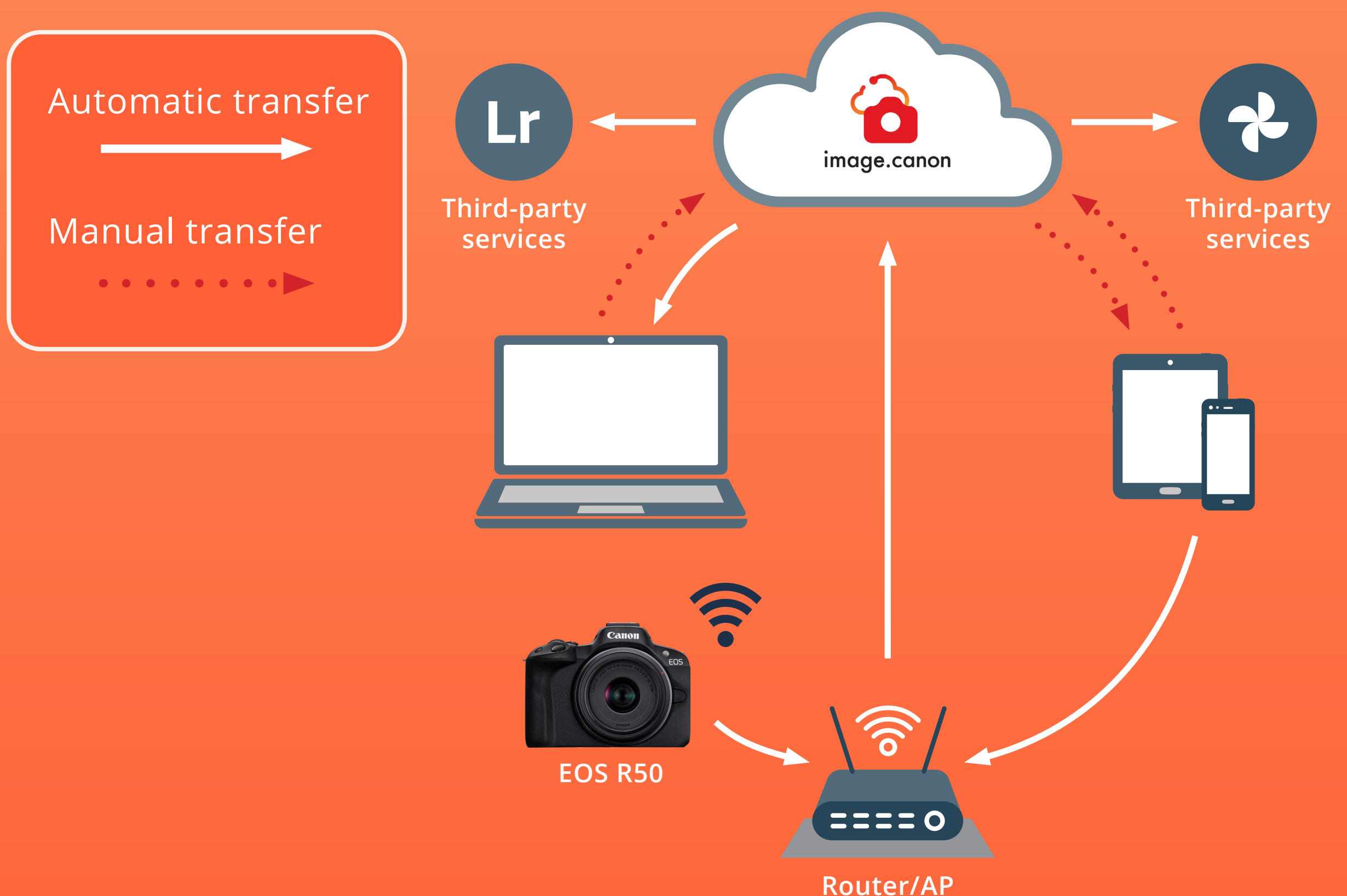
## Wired/Wireless Smartphone Connection

The EOS R50's USB-C port allows for reliable wired data communication to smart devices (Android and iOS). Wireless communication through 2.4GHz wireless LAN alongside Bluetooth is also available.



## Cloud Service image.canon

Organise your images and videos by utilising Canon's image.canon, which supports automatic transfers over Wi-Fi to the cloud for easier storage, viewing and sharing purposes.





# OPERABILITY & FEATURES

07



## Smallest and Lightest Body in the EOS R-series

With image performance almost on a par with the EOS R10, the EOS R50's lightweight and compact size is similar to its predecessor, the EOS M50 Mark II, and is ideal for capturing high-quality vlogs while on the move.

Weight  
**429g**



EOS R10

Weight  
**375g**



EOS R50

## User-friendly UI

The user-friendly UI helps to prevent errors while shooting videos. Touching the record button on the camera screen lets it begin shooting while providing a large visual countdown visually after doing so. A blinking red frame also helps to clearly indicate when the camera is recording.

## Shooting Mode Guide & Touch Panel

Shooting Mode Guide offers you a clear and concise look at how to use the EOS R50's features through the use of visuals. The camera's settings and functions can also be easily navigated by using smartphone-styled gestures.



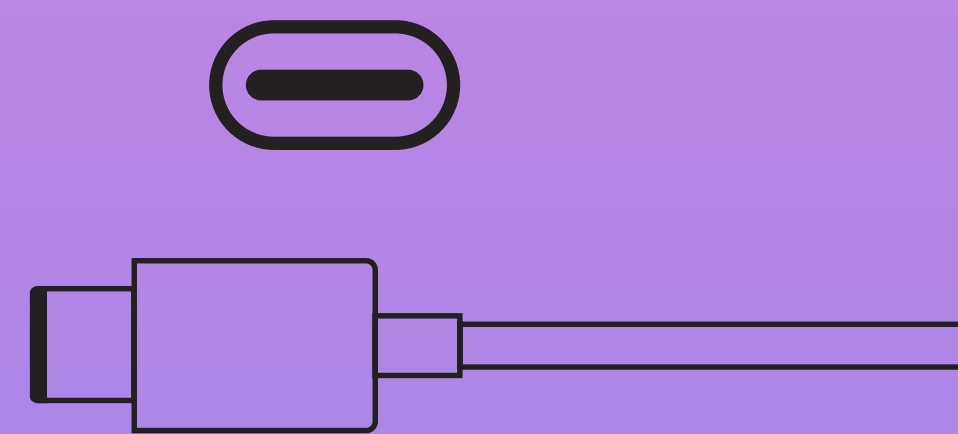
---

## USB Charging/Power Supply

The EOS R50's battery can be charged via USB-C using a compatible power adapter (Canon PD-E1), making it easy to keep it at full charge at all times through a constant power source.



### USB TYPE-C



## OVF View Assist

When looking through the electronic viewfinder, natural-looking images with reduced white or black clipping similar to viewing them through an optical viewfinder are displayed with the OVF View Assist function. This is useful when shooting still images, and it can also be used while using the Vari-Angle touchscreen.

## Built-in Flash

The camera's built-in flash automatically triggers right before you take a shot when raised. Worry less about shooting in dark environments or backlit scenes.



# LENSES & ACCESSORIES

08



## Interchangeable Lenses

A wide multitude of lenses are usable on the EOS R50 for greater shooting versatility. Full-frame compatible RF lenses can be utilised for shooting, and its APS-C sensor is optimised for RF-S lenses. EF lenses are also attachable through a mount adapter.





---

## Multi-Function Shoe

The Multi-Function shoe expands the camera's shooting capabilities when paired alongside compatible accessories. It offers control over flash in still images by providing a connection between a speedlite and the camera, as well as providing digital audio input for video recording alongside network functionality when connected to a smartphone.





Lens mount		RF mount
Compatible lenses		RF/RF-S lenses (EF/EF-S lens with EF-EOS R adapter)
Imaging sensor	Sensor size	APS-C
	Number of effective pixels (Approx.)	24.2 million
Imaging processor		DIGIC X
Card slot		Single SD Card slot (UHS-I compatible)
Still	Image format	JPEG / HEIF / RAW / C-RAW
Movie	MP4 recording	Available
	Movie recording size	4K UHD (30p) / Full HD
	Canon Log 3	Not supported
	HDR PQ	Available
AF	AF method	Spot AF / 1 point AF / Expand AF area (Above, below, left and right) / Expand AF area (Around) / Flexible zone AF 1-3 / Whole area AF
	Number of AF zones available for automatic selection	Max. 651 zones
	Whole-area subject tracking	Available
	Subject detection	People / Animal / Vehicle
Viewfinder	Type	OLED colour electronic (EVF)
	Dot count	Approx. 2.36 million dots
	Coverage	Approx. 100%
	Magnification	Approx. 0.95 x
LCD monitor	Dot count	Approx. 1.62 million dots
	Size	3.0 inch
	Angle adjustment	Vari-angle design



Built-in flash	Available
Flash guide no.	(ISO 100) Approx. 6 m
Battery	LP-E17
Dimensions (W x H x D) (CIPA compliant)	Approx. 116.3 x 85.5 x 68.8 mm
Weight (CIPA compliant)	Approx. 375 g (Black model) / 376 g (White model) (including battery and SD card)



# EOS R50

Find out more:  
EOS R50

**Canon**

Delighting You Always



CANON IMAGING ASIA



CANON ASIA



@CANONASIA

**SNAPSHOT**

SNAPSHOT.CANON-ASIA.COM

## DISCLAIMERS

This document is for information only and the contents are subject to change without notice. Errors and omissions excepted. Images are simulated. Weight and dimensions are approximates. Nothing in this document should be construed as a warranty. Product/ Service options, name and availability may vary by region. We expressly disclaim any liability or contractual obligations with respect to this document. Canon and EOS among others are trademarks of Canon Inc. and/or its affiliates. Other names, marks and logos contained in this document may be the registered trademarks or trademarks of their respective owners.