

**Canon**

Delighting You Always

**EOS R6 Mark II**

**VIDEOGRAPHY**

**& PHOTOGRAPHY**

SEIZE THE BEST OF BOTH WORLDS



THE **6** GAME  
CHANGER

Up to  
**40**  
Frames  
Per Sec

  
Eye Detection AF

**Dual Pixel**  
CMOS **AF II**

UPTO  
**EV -6.5**

**IN-BODY**  
IMAGE  
STABILIZER

  
High Frame Rate  
HD Movie

# Table of Content

*Click on the feature of your interest and learn more!*

## IMAGE QUALITY

**01** Approx. 24.2MP High Image Quality

## DRIVE & AUTOFOCUS

**02** High-Speed Continuous Shooting

**03** EOS iTR AF X Subject Detection

**04** Eye Detection AF | Wide AF Coverage

## HDR & IMAGE STABILISATION

**05** HDR Mode (Moving Subjects)

**06** Image Stabilisation

## MOVIE

**07** Movie Digital IS

**08** 6K RAW HDMI Out

**09** 4K 60p & FHD 180p

**10** Canon Log 3

**11** Pre-Recording (Movie)

**12** Hybrid Auto Mode

**13** Movie Exposure Tools

**14** UVC/UAC Compatibility

## OPERABILITY & CONNECTIVITY

**15** Ergonomic Design

**16** Connectivity

**17** Extensive Lens Options

**18** SPECIFICATIONS

PREV

MENU

NEXT

# Approx. 24.2MP High Image Quality

**24.2** MEGA  
PIXELS  
CMOS

## All-New Full-Frame CMOS Sensor

The next-generation EOS R6 Mark II is engineered to take your photography and videography to the next level.

A newly developed 24.2-megapixel CMOS sensor offers improved resolution with a greater number of pixels that surpasses its predecessor—the EOS R6.

Powered by the latest DIGIC X image processor, the EOS R6 Mark II delivers high quality imagery with less noise for both stills and movies. It also features low light sensitivity of up to EV -6.5 (stills), and up to ISO 102400 to help you thrive, even in challenging lighting conditions.

DIGIC  
X

ISO 102400



PREV

MENU

NEXT

# High-Speed Continuous Shooting

Up to  
**40**  
Frames  
Per Sec


## High-Speed Burst Shooting with Electronic and Mechanical Shutter

Easily capture key moments or high-speed action with continuous shooting speeds of up to 40fps (electronic) and 12fps (mechanical), both with AF/AE tracking. The anti-flicker function is helpful for indoor sports photography, while quiet burst shooting also comes in super handy during times where shutter noise becomes a concern—such as photographing wildlife, concerts or sports events.

## RAW Burst with Pre-Shooting

Debuting in an EOS full-frame camera for the first time, RAW burst mode is now possible at up to approx. 30fps. **Pre-shooting** can also be activated to capture moments 0.5 seconds before the shutter button is actually pressed, further reducing the chances of missing a shot.

*Note: Rolling shutter distortion may occur depending on the subject and shooting conditions.*



PREV

MENU

NEXT

# EOS iTR AF X

## Subject Detection

### New AF Subjects: Horse, Plane and Train

Using algorithm driven by deep learning technology, the EOS iTR AF X (Intelligent Tracking & Recognition Autofocus) allows for easy detection and tracking of fast-moving subjects so you can focus on composition.


This exciting feature has been further enhanced to include new animal and vehicle tracking subjects. In addition to dogs, cats and birds, **Animal Priority** is now able to detect and track the face, eye or body of horses.

Likewise, **Vehicle Priority** has also been newly expanded to include trains and airplanes, in addition to bikes and cars in motor sports. Using Spot detection, it is also possible to achieve specific focus on the cockpit area.

Vehicle Priority



Human Priority



Animal Priority



PREV

MENU

NEXT

# Eye Detection AF




Eye Detection AF

Eyes are windows to the soul and Eye Detection AF helps you capture that precisely in both stills and movies. Your subject's eye can be tracked as they move, or even when the face is partially obscured (e.g. by hair or face mask etc.). The **Left/Right Eye Priority AF Tracking** introduces more flexibility by automatically tracking the eye and allowing you to easily switch focus between the left and right eye, even during viewfinder shooting.

**Dual Pixel CMOS AF II**

## Wide AF Coverage

Accurate subject tracking over a wide area (100% horizontal x vertical) is also available thanks to Dual Pixel CMOS AF II, which offers up to 1053 AF areas for automatic selection. This means that even subjects at the frame edge can be in focus, giving you maximum room for photo composition and creative expression.



PREV

MENU

NEXT

# HDR Mode (Moving Subjects)

**HDR**  
High Dynamic Range

A variety of HDR modes lets you capture realistic images with high dynamic range (HDR) of approx. 3000 nits. This allows for greater richness in the shadow and highlight areas of the images, creating a more realistic image similar to what the eyes perceive.

**Dynamic Range Priority** combines 3 shots taken at different exposure levels into 1 composite HDR shot, with a greater balance of highlights and shadows.

With the new **Moving Subject Priority** function, HDR capture of moving subjects—which used to be a challenge for subjects that move while the 3 shots are being taken—is now possible to capture as a single shot HDR image.



PREV

MENU

NEXT

# Image Stabilisation

IN-BODY  
IMAGE  
STABILIZER

×

OPTICAL  
IMAGE  
STABILIZER

## 5-Axis In-Body Image Stabilisation

The EOS R6 Mark II lets you pull off high quality handheld shots with 5-axis in-body image stabilisation (IS) that offers up to 8.0 stops<sup>^</sup> of camera-shake correction. This allows even more room for creativity to flourish, or get bolder with long exposure settings, and is especially useful for night photography!



1. Horizontal direction

2. Vertical direction

3. Yaw axis

4. Pitch axis

5. Roll axis

<sup>^</sup> When used with selected RF lens that supports coordinated control IS.

Photo taken: 3 secs | F13 | ISO 100



PREV

MENU

NEXT



# Movie Digital IS

## Coordinated Control for Handheld Videos

Counteract camera shakes that usually occur when recording movies while walking, and get stable footage by combining all three image stabilising systems: 5-axis in-body IS; lens IS<sup>^</sup> and movie digital IS.

Another advantage of having rigorous image stabilisation is the ability to shoot flexibly from any angle with just a minimal camera setup.

<sup>^</sup> When used with RF lenses that are equipped with lens IS.

IN-BODY  
IMAGE  
STABILIZER

×

OPTICAL  
IMAGE  
STABILIZER

×

MOVIE  
DIGITAL  
IMAGE  
STABILIZER

PREV

MENU

NEXT

# 6K RAW HDMI Out



The EOS R6 Mark II is able to record up to 6K 60p 10-bit RAW movies with HDMI output to an external recording device<sup>A</sup>. This gives movie editors the highest image quality and flexibility needed for panning, zooming and colour adjustment during post-processing.

<sup>A</sup> With a compatible external recording device, e.g.: Atomos Ninja V+. Sold separately.



PREV

MENU

NEXT

# 4K 60p & FHD 180p



## 4K Movie with 6K Oversampling

The EOS R6 Mark II is equipped with the 6K oversampling process that applies the debayer algorithm used in CINEMA EOS system to generate high-quality 4K movies. Movies recorded can also be converted into smaller file sizes via IPB Light / Transcode, to allow quicker transfers to a smartphone, or as a proxy for editing 4K footage.



## High Frame Rate 180p FHD

Achieve more dramatic effect in your storytelling with high frame rate 180p<sup>2</sup> recording in Full HD. Enjoy a wide full-frame field of view and a slow-motion effect up to 6x slower than normal playback speed.

<sup>2</sup> High frame rate 180p shooting is not possible when using an RF-S / EF-S lens or when movie crop is set.



PREV

MENU

NEXT

# Canon Log 3

Shoot in Canon Log 3, the format that's also widely used in the Cinema EOS system. Its high editing tolerance in the post production process, great dynamic range, and ability to express gradation in high contrast makes it well-liked among filmmakers.

*Ungraded*

*Graded*



PREV

MENU


NEXT

# Pre-Recording (Movie)


Often, subjects can move or scenes may change before we can react. This is where the EOS R6 Mark II gets ever more helpful. Being the first-ever EOS camera with the Pre-recording function, it lets users capture scenes 3-5 secs before the "Record" button is pressed.

With Pre-recording turned on, your chances of missing those crucial moments are reduced to near zero. This can boost your confidence, especially when the subjects are unpredictable wildlife.

*With Pre-recording*



*Without Pre-recording*



PREV

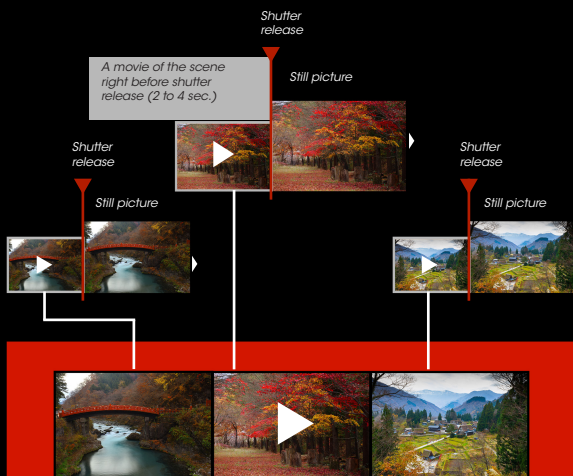
MENU

NEXT

# Hybrid Auto Mode

Hybrid Auto mode can also help you enjoy some easy movie-making by creating a digest video automatically after a day of photo-taking. It does so by recording the scenes for approx. 2 to 4 seconds prior to shutter release (while capturing still photos), and compiles the short clips taken in the same day—into a digest movie (max FHD 30p).

One day of taking pictures



These short pieces of motion picture are automatically compiled into a digest movie.

PREV

MENU

NEXT

# Movie Exposure Tools

The EOS R6 Mark II is equipped with False Colour and Zebra Settings to assist you in scenes where exposure is hard to judge.

## False Colour

False Colour OFF



False Colour ON



False Colour, the function widely used in the Cinema EOS system is also available in EOS R6 Mark II to help identify the exposure state of the image, allowing you to make adjustments to prevent underexposure and overexposure in your videos.

Colour	Meaning
Red	White clipping (overexposure)
Yellow	Just below white clipping
Pink	1-stop over 18% gray
Green	18% gray
Blue	Just above black clipping
Purple	Black clipping (underexposure)
No Colour	Brightness other than all above

False colour index (six colours)

## Zebra Display

Zebra - OFF



Zebra - ON



Zebra Pattern is displayed on areas of the image where brightness levels exceed the preset level, and helps to quickly indicate the need to suppress overexposure or blown highlights.

1	2	3	4	5	6	7	8
IS (Image Stabilizer) mode							
Customize Quick Controls							
Shutter btn function for movies							
Metering timer 8 sec.							
False color set. Off							
Zebra settings On							
Shooting info. disp.							

PREV

MENU

NEXT

# UVC/UAC Compatibility

With USB Video Class/USB Audio Class (UVC/UAC) support, the EOS R6 Mark II can also function as your webcam. This convenient plug-and-play via USB requires no additional drivers' installation, provides audio support, and delivers high quality video with less noise for your livestreams.



PREV

MENU

NEXT



# Ergonomic Design



The dust- and drip-resistant EOS R6 Mark II is highly suited for outdoor usage as it is solidly built and encased in a durable structure to help withstand the elements. Improvements have also been made to the dial ergonomics as well as the design of the multi-controller to make way for swifter operability while looking through the viewfinder. It also features a 3.0" Vari-angle touchscreen LCD that allows for shooting from challenging low or high angles.

Multi-function shoe for mounting flash/video/  
audio accessories

Ergonomic dials' layout  
for swifter control of key settings



Multi-controller for improved thumb  
operability and shooting efficacy

3.69 million dots  
high-definition EVF

1.62 million dots  
vari-angle LCD



PREV

MENU

NEXT

# Connectivity



## Wired & Wireless Connectivity

The EOS R6 Mark II can be connected to Android and iOS smartphones using a USB-C wired connection- or wirelessly via Wi-Fi (2.4GHz/5GHz) or Bluetooth Low Energy (LE) using the Canon Camera Connect app. This allows for remote shooting and high-speed transfer of video and image files to smartphones for upload to social media.



*Enhance inter-device connectivity via Canon Camera Connect app!*



*- Wired data transfer to iOS smartphones requires a compatible cable for such communication.*

PREV

MENU

NEXT

# Extensive Lens Options

## Complete Lens Flexibility

The EOS R6 Mark II is part of the EOS R mirrorless camera system and is compatible with a wide range of high-performance RF lenses exclusively designed for the RF mount. Additionally, it is still compatible with all existing EF and EF-S lenses via mount adapters. This further expands the lens options for the EOS R6 Mark II.

**RF**  
LENSES

**RF-S**  
LENSES

**EF**  
LENSES

**EF-S**  
LENSES



*The Advanced Canon RF Lenses Line-up*

PREV

MENU

NEXT

# Specifications

<b>TYPE</b>		
Image sensor	24.2 megapixels, full-frame (36.0 × 24.0 mm) CMOS sensor	
Image processor	DIGIC X	
Lens mount	Canon RF mount	
Compatible lenses	Canon RF and RF-S lenses Canon EF and EF-S lenses (EF-EOS R mount adapter required)	
<b>RECORDING SYSTEM</b>		
Recording media	2 memory cards • 2 x SD, SDHC, SDXC memory card (UHS-II compatible)	
Pixels recorded	RAW/C-RAW, HEIF, JPEG Large: Approx. 24.2 MP (6000 x 4000) HEIF, JPEG Medium: Approx. 10.6 MP (3984 x 2656) HEIF, JPEG Small 1: Approx. 5.9 MP (2976 x 1984) HEIF, JPEG Small 2: Approx. 3.8 MP (2400 x 1600)	
<b>AUTOFOCUS</b>		
Focus method	Dual Pixel CMOS AF II	
AF method	Spot AF, 1-point AF, Expand AF area (above/below/left/right/around), Flexible Zone AF 1 / 2 / 3, Whole area AF	
Available AF point positions <small>*When selected with the Multi-controller.</small>	Stills	Max. 4897 positions (83 x 59)
	Movies	Max. 4067 positions (83 x 49)
Available AF areas when automatically selected	Stills	Max. 1053 zones (39 x 27)
	Movies	
Subject Detection AF	EOS iTR AF X (intelligent Tracking & Recognition) – Automatic / Human priority / Animal priority / Vehicle priority	
AF operation	Stills	One-Shot AF, Servo AF, AI Focus AF (set automatically in Scene Intelligent Auto mode)
	Movies	One-Shot AF, Movie Servo AF
Focusing brightness range	Stills	EV -6.5 to 21 <small>f / 1.2 lens (except RF lenses with a DS coating), center AF point, One-Shot AF, at room temperature and ISO 100</small>
	Movies	EV -4.0 to 21 (4K) EV -4.5 to 21 (Full HD) <small>f/1.2 lens (except RF lenses with a DS coating), center AF point, One-Shot AF, at room temperature. ISO 100, and 29.97 / 25.00 fps</small>
<b>EXPOSURE CONTROL</b>		
Metering sensor	384 zones (24 x 16) metering using image sensor output signals	
Metering mode	Stills	Evaluative metering, Partial metering, Spot metering, Centre-weighted average
	Movies	Evaluative metering (when faces are detected), Center-weighted average (when no faces are detected, when set to Canon Log 3)
Metering brightness range	Stills	EV -3 to 20 (at room temperature, ISO 100)
	Movies	EV -1 to 20 (at room temperature, ISO 100)

PREV

MENU

NEXT

# Specifications

EXPOSURE CONTROL		
Shooting mode	Stills	Scene Intelligent Mode, Hybrid Auto, Special Scene Mode, Creative Filters, Fv, P, Tv, Av, Manual, Long Bulb Exposure*, Custom Shooting Modes (C1 / C2 / C3) <small>*previously Bulb Exposure</small>
	Movies	Scene Intelligent Mode, Special Scene Mode (HDR Movie), Creative Filters, P, Tv, Av, Manual, Custom Shooting Modes (C1 / C2 / C3)
ISO speed (recommended exposure index)	Stills	ISO 100-102400*, expandable to L (ISO 50), H (ISO 204800) (ISO 200-102400 with Highlight tone priority set) <small>*Expanded ISO cannot be set during HDR mode</small>
	Movies	ISO 100-25600* expandable to H (ISO 204800) (ISO 200-12800 with Highlight tone priority set) <small>*Expanded ISO cannot be set during HDR PQ movie, HDR movie or movie recording with shooting creative filters, HDMI RAW output setting, or digital zoom set. *Default setting range when set to Canon Log 3 is ISO 800-25600, expandable to L(ISO 100-640) and H(32000-204800)</small>
Exposure compensation	± 3 stops in 1 / 3 or 1 / 2-stop increments AEB ± 3 stops or 1 / 2-stop increments	
HDR PQ		
Recording format	Stills: HEIF, Movies: MP4	
Bit depth	10-bit	
Colour sampling	YCbCr 4:2:2	
HDR standards	Rec. ITU-R BT.2100 (PQ)	
SHUTTER		
Shutter mode	Mechanical, Electronic 1st curtain, Electronic	
Shutter speed	Mechanical / Electronic 1st curtain : 1 / 8000 secs. - 30 secs. Electronic shutter: 1 / 16000 secs. - 30 secs. Movie recording: 1 / 8000 secs. - 1 / 60 secs.	
X-sync	Mechanical shutter: 1 / 200 secs. Electronic 1st-curtain: 1 / 250 secs.	
DRIVE SYSTEM		
High-speed continuous shooting	Mechanical / Electronic 1st curtain shutter: Max. approx. 12 shots/sec. Electronic shutter: Max. approx. 40 shots/sec.	
MOVIE RECORDING		
Movie recording size	4K UHD (3840 x 2160) (Uncropped / Cropped) Full HD (1920 x 1080) (Uncropped / Cropped)	
HDMI RAW output (External Recording*) <small>*Compatible with ATOMOS Ninja V+</small>	6K RAW (6000 x 3374) 3.7K RAW (3744 x 2106) ProRes RAW format	
Frame rate	6K RAW: 59.94p / 29.97p / 25.00p / 50.00p / 23.98p 4K UHD/4K UHD Crop: 59.94p / 29.97p / 25.00p / 50.00p / 23.98p 4K UHD time-lapse: 29.97p / 25.00p 3.7K RAW: 59.94p / 29.97p / 25.00p / 50.00p / 23.98p High frame rate movie HD: 179.82p / 119.88p / 150.00p / 100.00p Full HD: 59.94p / 50.00p / 29.97p / 25.00p / 23.98p Time-lapse Full HD: 29.97p / 25.00p HDR movie: 29.97p / 25.00p Creative filters Full HD: 29.97p / 25.00p / 23.98p	
Canon Log	Canon Log 3	

PREV

MENU

NEXT

# Specifications

SCREEN		
Screen type	Vari-angle, TFT colour, LCD touch screen	
Screen size and dots	Approx. 7.62 cm / 3.0 in. (3:2) with approx. 1.62 million dots	
VIEWFINDER		
Viewfinder type	OLED colour electronic viewfinder	
Viewfinder size and dots	Approx. 1.27 cm / 0.5 in. (3:2) with approx. 3.69 million dots	
COMMUNICATION FUNCTIONS		
Wi-Fi	Standards compliance	IEEE 802.11 ac/a/b/g/n equivalent
	Transmission frequency (Centre frequency)	5GHz band (5180-5825 MHz)*, 2.4GHz band (2412-2462 MHz)* <small>*Specifications may vary by country and region.</small>
	Compatible devices	Smart devices, computer and FTP server
Bluetooth	Bluetooth Ver. 5.0	
INTERFACE		
Digital terminal	SuperSpeed Plus USB (USB 3.2 Gen 2) equivalent, USB Type-C	
HDMI output terminal	Type D, supports 4K 60p output	
External microphone input & headphone terminal	Available	
Remote control	Supports Wireless Remote Control BR-E1 (Bluetooth)	
POWER		
Battery	LP-E6NH / LP-E6N / LP-E6	
DIMENSIONS AND WEIGHT		
Dimensions (W x H x D) (CIPA compliant)	Approx. 138.4 x 98.4 x 88.4 mm	
Weight (CIPA compliant)	Approx. 670g / 23.63 oz. (including battery and memory card)	

## Disclaimers:

All data above is based on Canon testing standards and CIPA (Camera & Imaging Products Association) testing standards and guidelines. Dimensions and weight listed above are based on CIPA Guidelines (except weight for camera body only). Product and appearance are subject to change without notice. If a problem occurs with a non-Canon lens attached to the camera, contact the respective lens manufacturer.

PREV

MENU

NEXT

# EOS R6 Mark II

**Canon**

Delighting You Always

This document is for information only and the contents are subject to change without notice. Errors and omissions excepted. Images are simulated. Weight and dimensions are approximates. Nothing in this document should be construed as a warranty.

Product/Service options, name and availability may vary by region.

We expressly disclaim any liability or contractual obligations with respect to this document. Canon and EOS, among others are trademarks of Canon Inc. and/or its affiliates. Other names, marks and logos contained in this document may be the registered trademarks or trademarks of their respective owners.



CANON IMAGING ASIA



CANON ASIA



@CANONASIA

SNAPSHOT

SNAPSHOT.CANON-ASIA.COM  
HTTPS://ASIA.CANON

Find out more ▶

PREV

MENU